

**IF SAW Filter 70MHz Low loss**  
**Part No: MA04600**

**Model: TB0195A**  
 REV. NO: 2

**A. MAXIMUM RATING:**

1. Input Power Level: +20 dBm
2. Operating Temperature: -10°C to 70°C
3. Storage Temperature: -40°C to 85°C

**B. ELECTRICAL CHARACTERISTICS:**

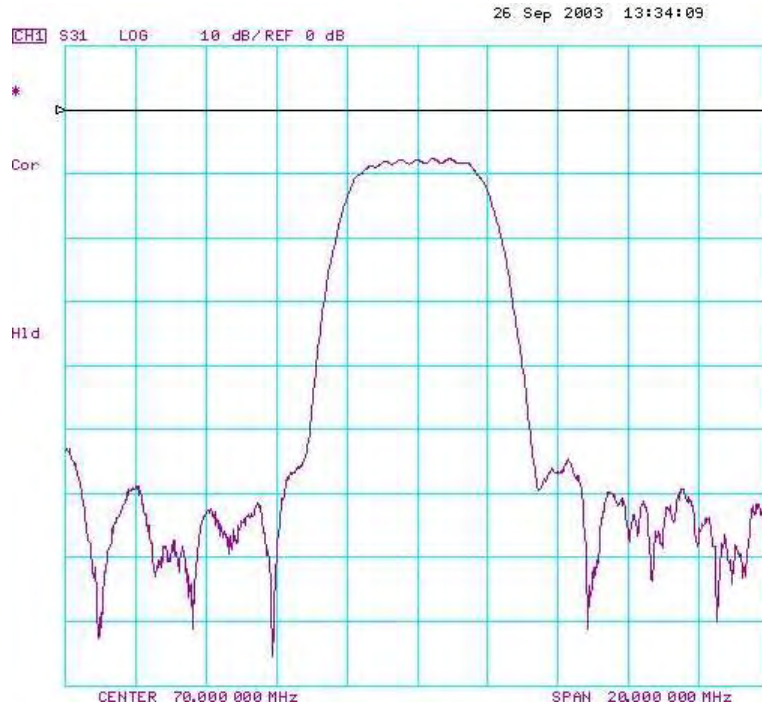
Item	Unit	Min.	Typ.	Max.	Note
Center frequency Fc	MHz	69.85	70	70.15	
Insertion Loss IL	dB	-	7.5	8.2	
1dB Bandwidth	MHz	2.3	2.63	-	
3dB Bandwidth	MHz	3.0	3.55		
35dB Bandwidth	MHz		6.0	7.5	
Amplitude ripple within Fc ± 0.92MHz	dB	-	0.75	1	
Phase Linearity within Fc ± 1.2MHz (rms)	deg	-	2.2	5	
Group Delay ripple within Fc ± 1.2MHz	nsec		155	190	
Absolute Delay	µsec	-	1.07	-	
Attenuation (Reference level from Min IL)					
10 ~ 66MHz	dB	40	45	-	
74~140MHz	dB	40	45	-	
Substrate Material	-	-	YZ-LN	-	
Temperature Coefficient	ppm/°C	-	-94	-	
Ambient Temperature	°C	-	25	-	

**IF SAW Filter 70MHz Low loss**  
**Part No: MA04600**

**Model: TB0195A**  
**REV. NO: 2**

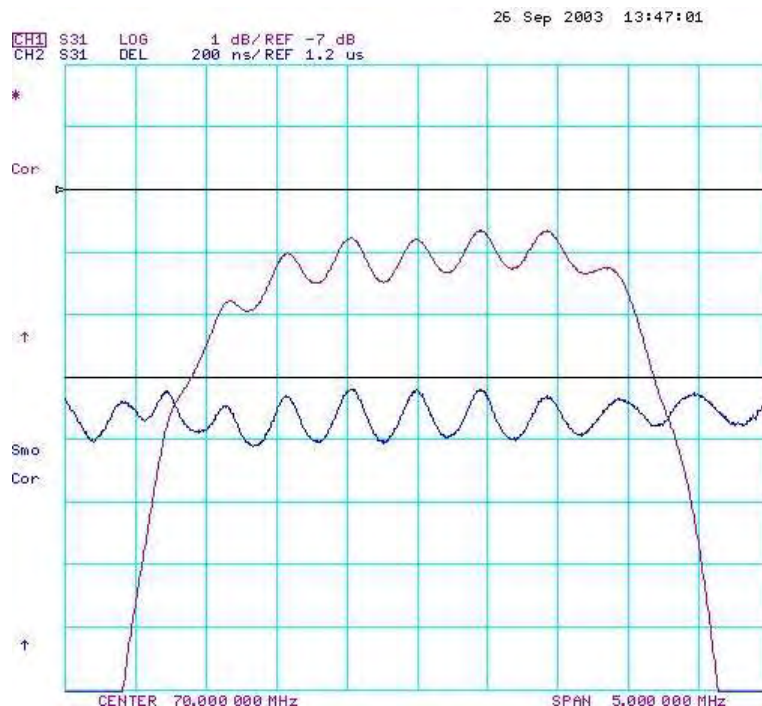
**C.FREQUENCY CHARACTERISTICS:**

(1) S21 Response:



Horizontal: 2MHz/Div. Vertical: 10dB/Div

(2) Group Delay and Ripple



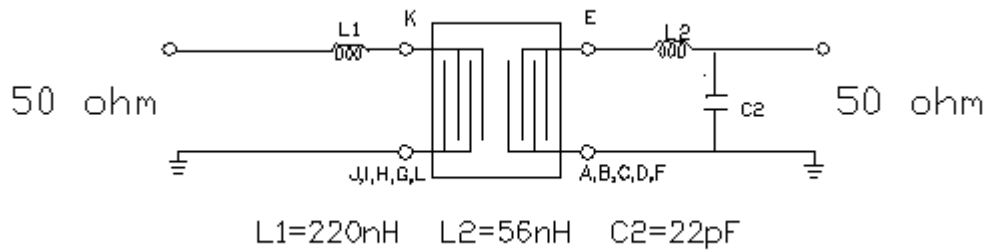
Horizontal: 500kHz/Div. CH1, Vertical 1: 1dB/Div. CH2, Vertical 2: 200 nsec/Div

**IF SAW Filter 70MHz Low loss**  
**Part No: MA04600**

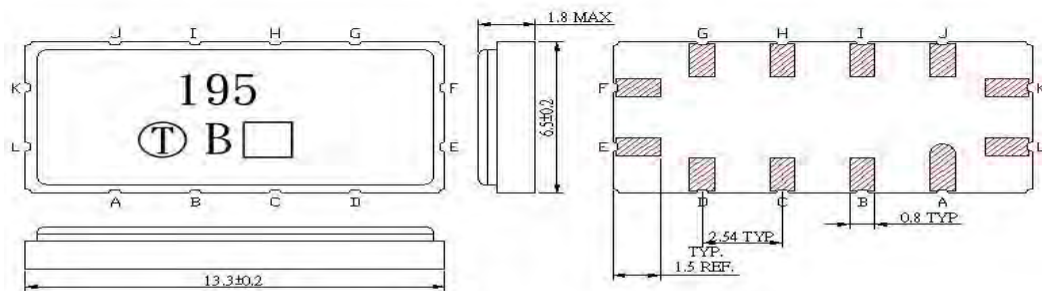
**Model: TB0195A**  
**REV. NO: 2**

**D. MEASUREMENT CIRCUIT:**

(1) For 50ohm Unbalanced Input and Output



**E. OUTLINE DRAWING:**



Unit:mm

- Pin K: RF Input
- Pin E: RF Output
- Pin L: Input Ground
- Pin F: Output Ground
- Pin A, B, C, D, G, H, I, J: To be Ground