

**SAW Filter 1240MHz**  
**Part No: MA05439**

**Model: TA0260A**  
**Rev No: 2**

**A. MAXIMUM RATING:**

1. Operating Temperature: -40°C ~ +85°C
2. Storage Temperature: -40°C ~ +85°C

**B. CHARACTERISTICS:**

Balanced to Balanced operation

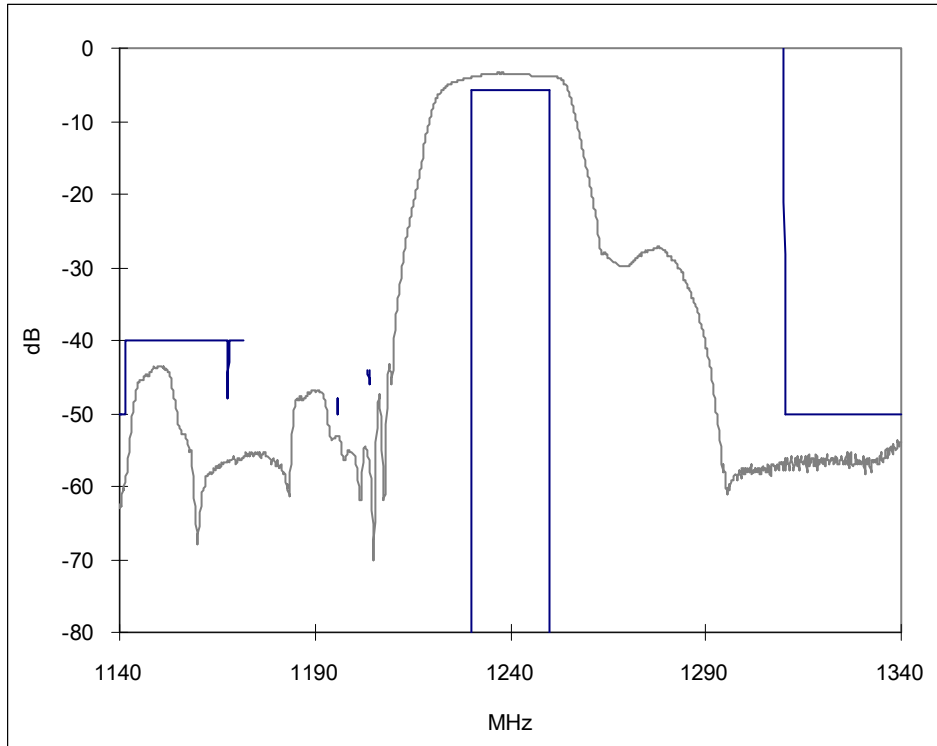
Characteristics	Value			Note
	Min.	Typ.	Max.	
Centre frequency Fc MHz	-	1240	-	-
Insertion loss (1230 ~ 1250MHz) IL dB	-	4.7	5.8	-
Ripple (1230 ~ 1250MHz) dB	-	1.6	2.5	-
Attenuation: (Reference level from 0dB)				
500 Fc -98MHz dB	50	60	-	-
Fc -98 Fc -85MHz dB	40	44	-	-
Fc -85 Fc -68MHz dB	40	46	-	-
Fc -88MHz dB	40	46	-	-
Fc -72MHz dB	48	56	-	-
Fc -44MHz dB	50	59	-	-
Fc -36MHz dB	46	60	-	-
Fc +70 2000MHz dB	50	55	-	-
Group delay ripple (p-p) ( 1230 ~ 1250MHz) nS	-	3	-	

**SAW Filter 1240MHz**  
**Part No: MA05439**

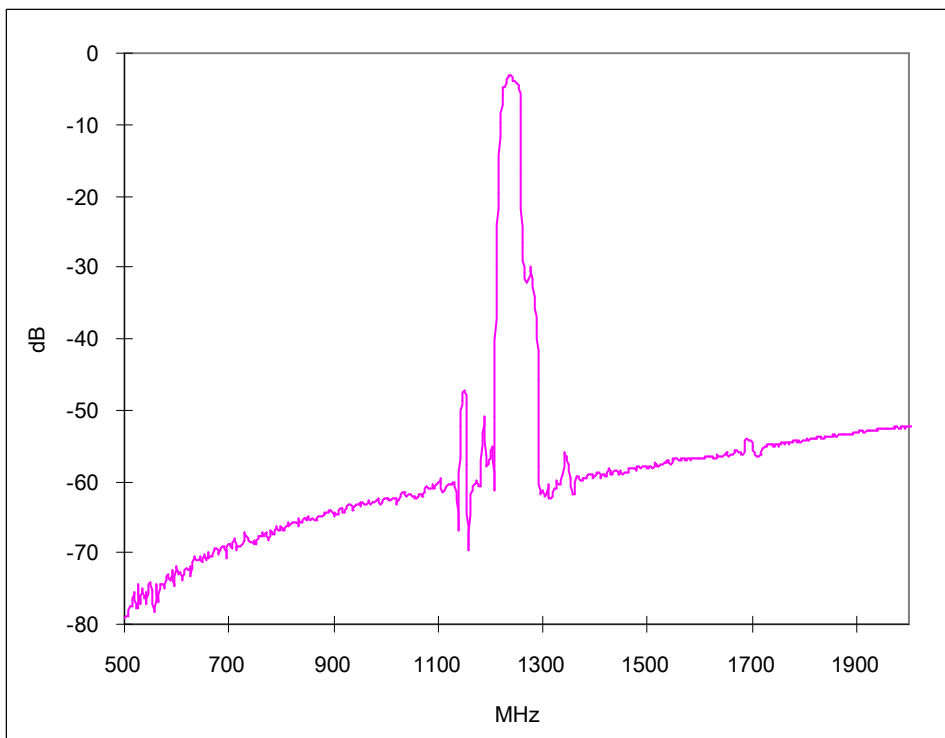
**Model: TA0260A**  
**Rev No: 2**

**C. FREQUENCY CHARACTERISTICS:**

1. Sdd21 Response



2. Sdd21 Response (wide band)

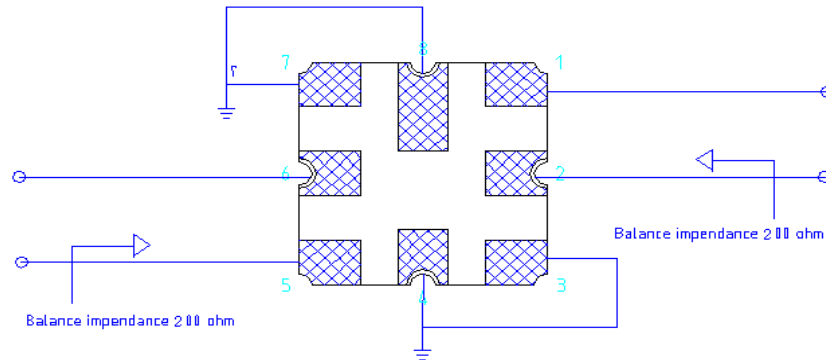


**SAW Filter 1240MHz**  
**Part No: MA05439**

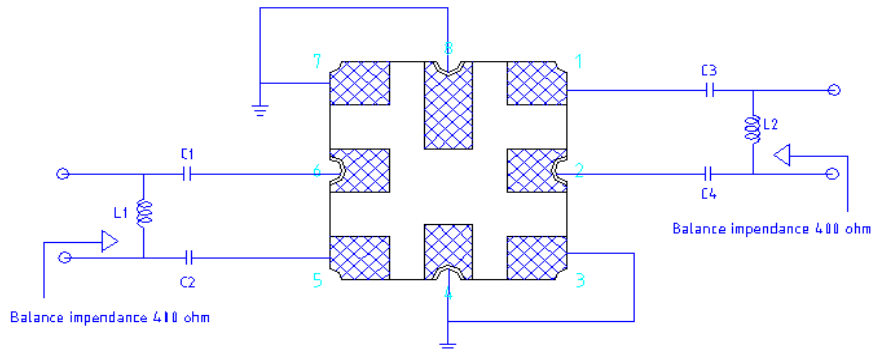
**Model: TA0260A**  
**Rev No: 2**

**D. MEASUREMENT CIRCUIT:**

1. Balanced input 200Ω and Balanced output 200Ω



2. Balanced input 400 ohm and Balanced output 400 ohm



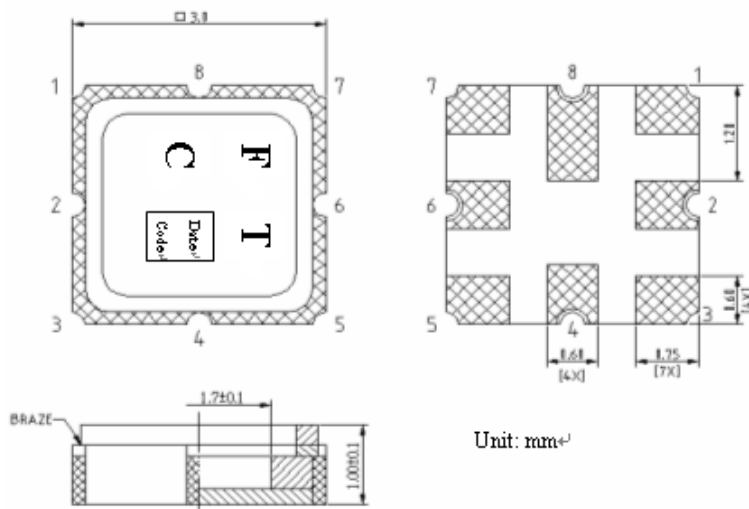
$C1=C2=2PF$

$C3=C4=2PF$

$L1=39NH$

$L2=39NH$

**E. OUTLINE DRAWING:**



Unit: mm

Pin configuration

1, 2 Balanced input

5, 6 Balanced output

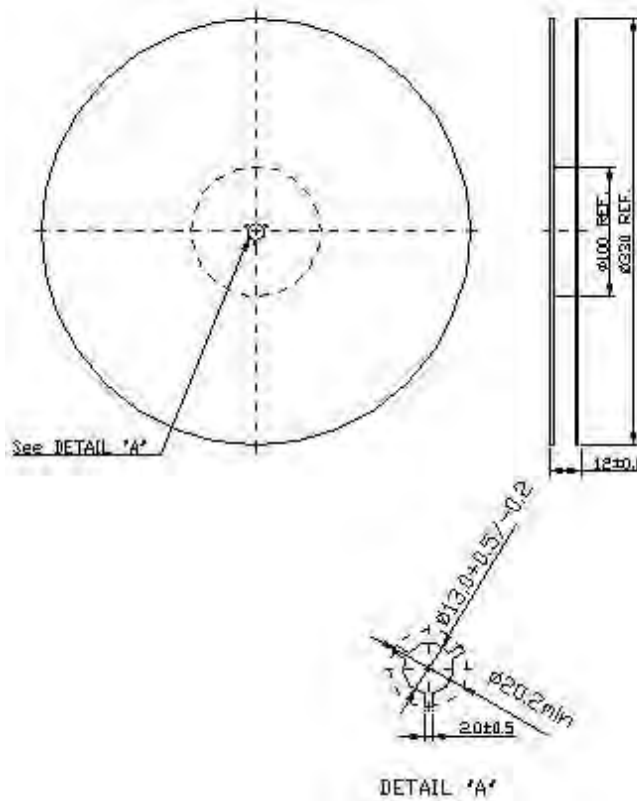
3,4,7,8 To be ground

**SAW Filter 1240MHz**  
**Part No: MA05439**

**Model: TA0260A**  
**Rev No: 2**

**F. PACKING:**

**1. REEL DIMENSION**



**2. TAPE DIMENSION**

