

IF SAW Filter 70MHz High Attenuation

Model: TB0184A

Part No: MA05555

REV. NO.: 1

A. MAXIMUM RATING:

1. Input Power Level: +20 dBm
2. Operating Temperature: 0°C to +70°C
3. Storage Temperature: -40°C to +85°C

B. ELECTRICAL CHARACTERISTICS:

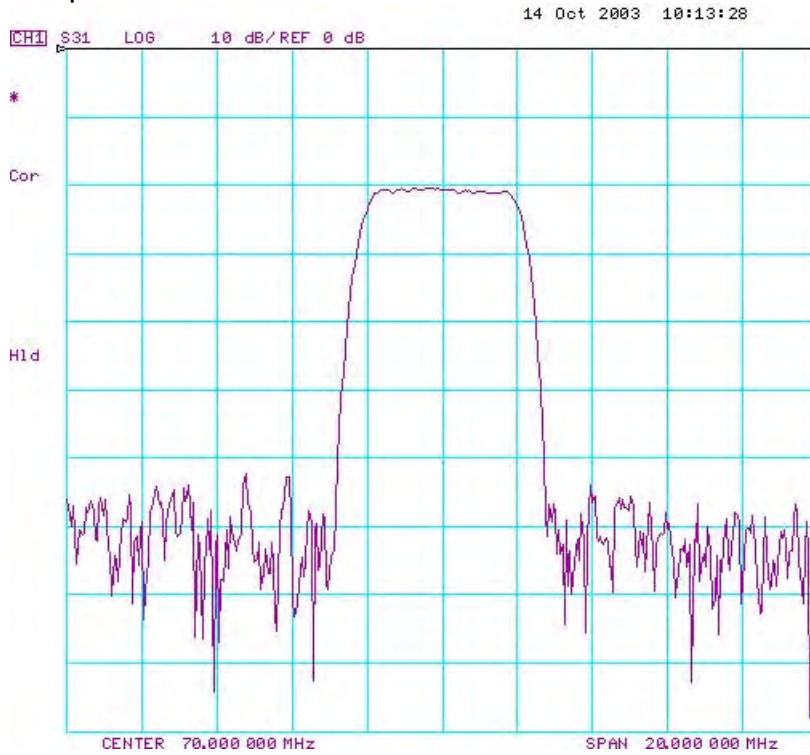
Parameter	Unit	Min.	Typ.	Max.
Center frequency, F_c	MHz	69.8	70	70.2
Insertion Loss, IL	dB	-	21	23
1 dB Bandwidth	MHz	3.5	3.75	-
3 dB Bandwidth	dB	3.8	4.1	-
40 dB Bandwidth	MHz	-	5.5	5.75
Amplitude ripple (68.6MHz~71.4MHz)	dB	-	0.75	1
Phase Linearity (68.5MHz~71.5MHz) (rms)	deg	-	3.5	6
Group Delay ripple (68.5MHz~71.5MHz)	nsec	-	120	150
Absolute Delay	µsec	-	1.4	-
Attenuation (Reference level from 0 dB)				
10 ~ 56MHz	dB	55	63	-
84~140MHz	dB	55	63	-
Substrate Material	-	-	LT	-
Temperature Coefficient	ppm/ °C	-	-18	-
Ambient Temperature	°C	-	25	-

IF SAW Filter 70MHz High Attenuation
Part No: MA05555

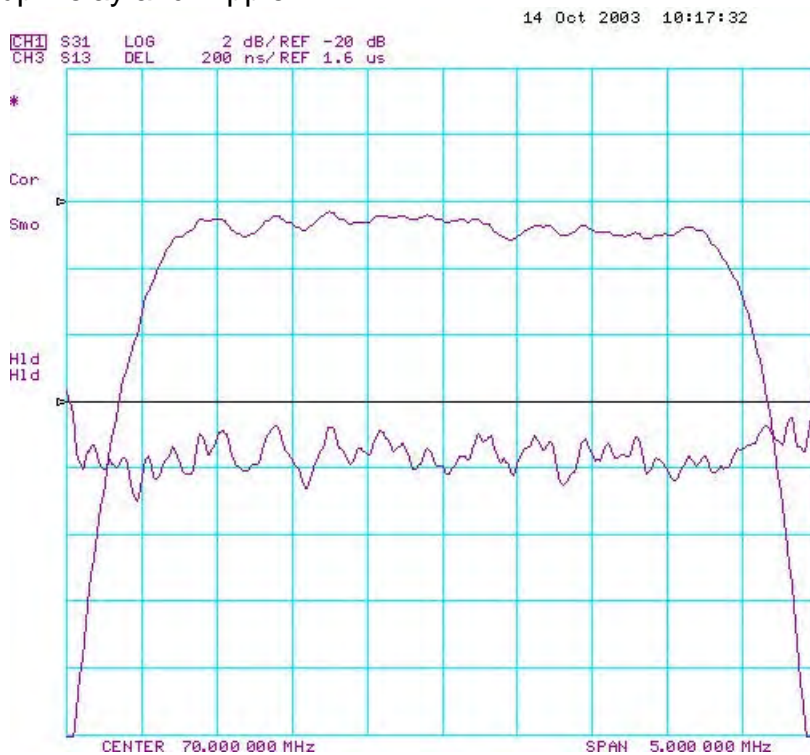
Model: TB0184A
REV. NO.: 1

C. FREQUENCY CHARACTERISTICS:

(1) S21 Response:



(2) Group Delay and Ripple



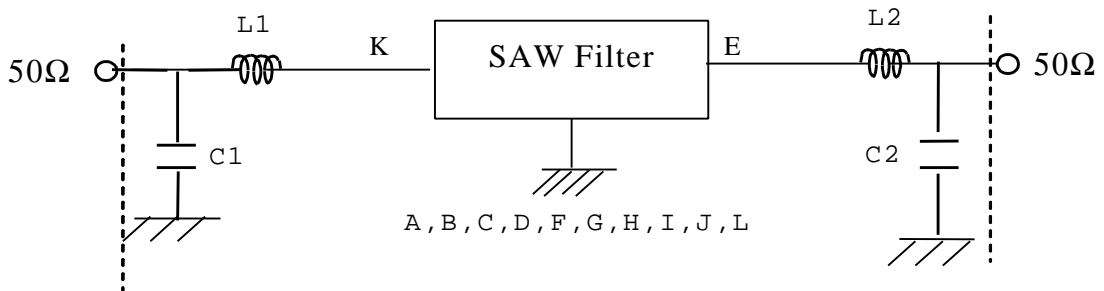
IF SAW Filter 70MHz High Attenuation
Part No: MA05555

Model: TB0184A
REV. NO.: 1

D. MEASUREMENT CIRCUIT:

For 50 ohm Unbalanced Input and Output

Network analyzer

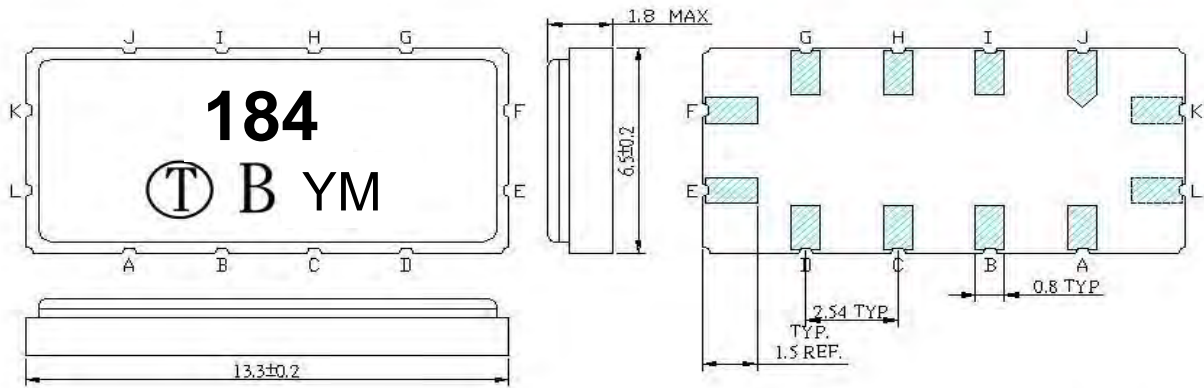


Input: L1=200 nH, Q>40; C1=33 pF
Output: L2=68 nH, Q>40; C2=82 pF

IF SAW Filter 70MHz High Attenuation
Part No: **MA05555**

Model: TB0184A
REV. NO.: 1

E. OUTLINE DRAWING:



Unit: mm

- Pin K: RF Input
- Pin E: RF Output
- Pin L: Input Ground
- Pin F: Output Ground
- Pin A, B, C, D, G, H, I, J: To be Ground
- YM : Date code