

**SAW Filter 169.0MHz**  
**Part No: MA06028**

**Model: TA0377A**  
**Rev No: 1**

**A. MAXIMUM RATING:**

1. Input Power Level: 10dBm
2. DC voltage: 5V
3. Operating Temperature: -10°C to +70°C
4. Storage Temperature: -40°C to +85°C

**B. ELECTRICAL CHARACTERISTICS:**

Item	Unit	Min.	Typ.	Max.
Center Frequency Fc	MHz	-	169	-
Insertion Loss IL min (reference level)	dB	-	1.6	2.8
Bandwidth BW -3dB	MHz	6	9.2	-
Absolute Attenuation(reference to IL min dB)				
Fc -50 ~ Fc -30MHz	dB	42	54	-
Fc -30 ~ Fc -15MHz	dB	36	52	-
Fc +30 ~ Fc +50MHz	dB	42	51	-
Source impedance Z <sub>S</sub>	Ω	-	50	-
Load impedance Z <sub>L</sub>	Ω	-	50	-

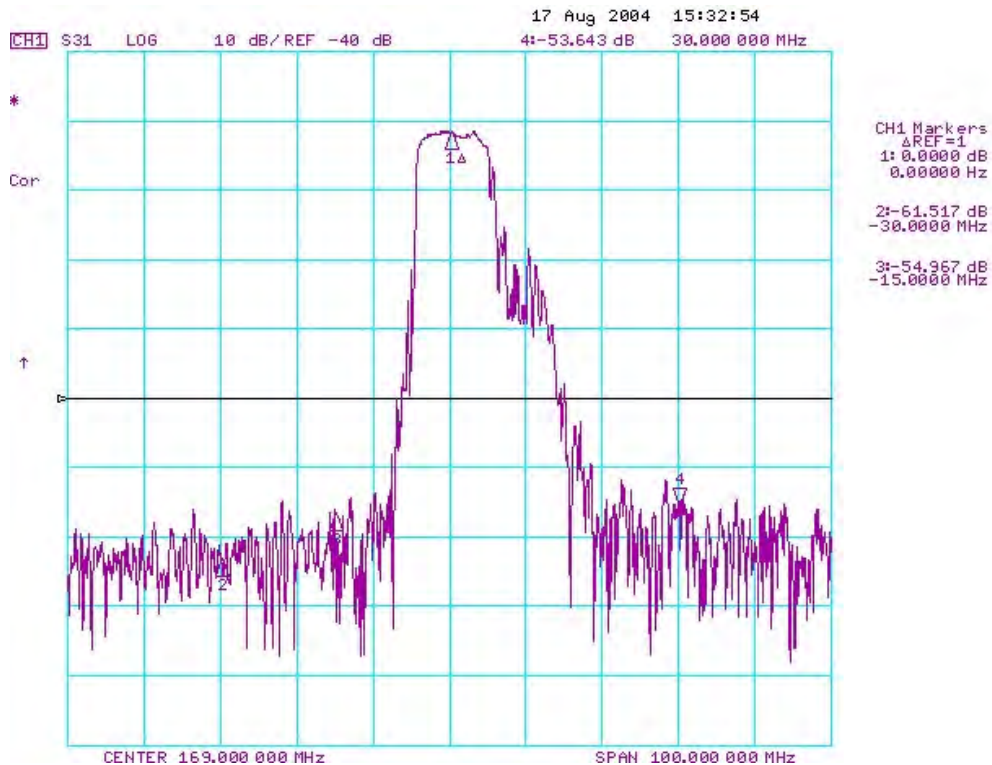
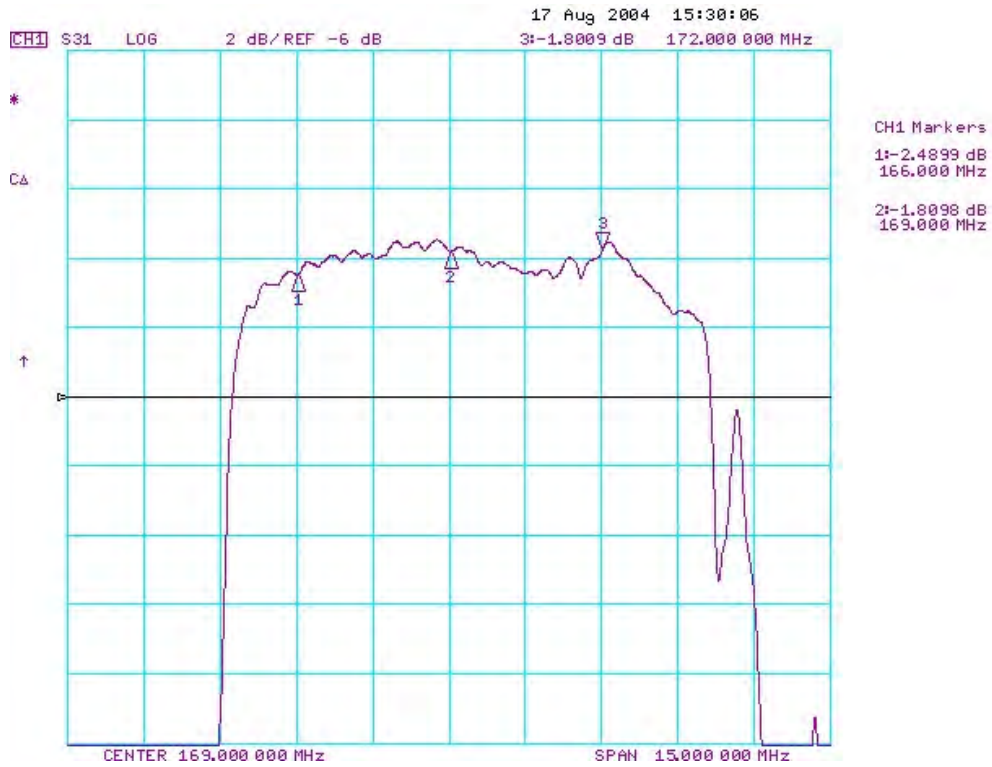
Note:

IL min is the minimum of the pass band attenuation. The center frequency Fc is the mean value of the upper and lower frequencies at the 3dB filter attenuation level relative to the IL min.

**SAW Filter 169.0MHz**  
**Part No: MA06028**

**Model: TA0377A**  
**Rev No: 1**

**C. FREQUENCY CHARACTERISTICS:**

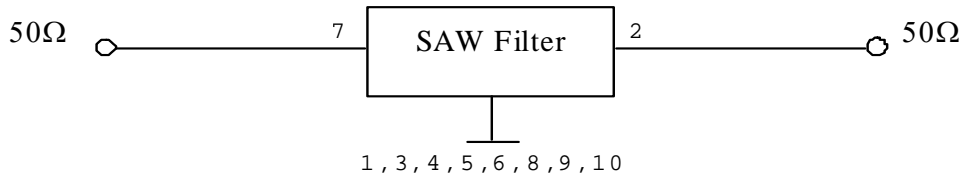


**SAW Filter 169.0MHz**  
**Part No: MA06028**

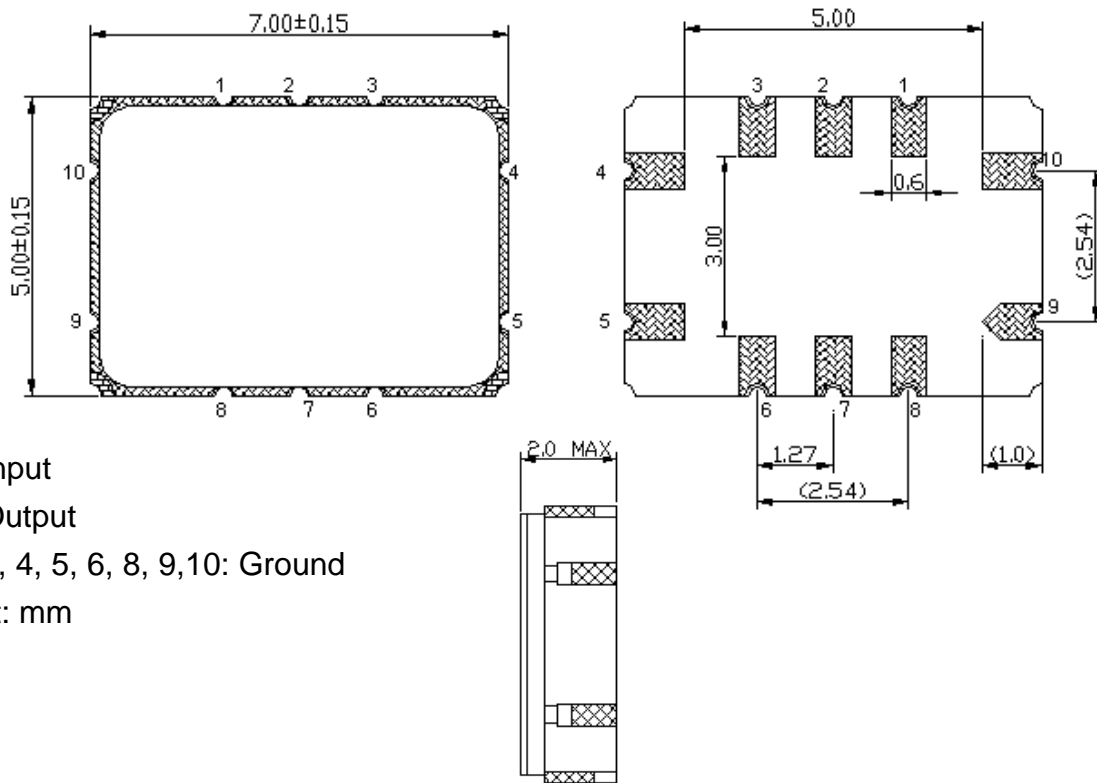
**Model: TA0377A**  
**Rev No: 1**

**D. MEASUREMENT CIRCUIT:**

HP Network analyzer



**E. OUTLINE DRAWING:**



7: Input  
 2: Output  
 1, 3, 4, 5, 6, 8, 9, 10: Ground  
 Unit: mm

**F. PCB FOOTPRINT:**

