

**SAW Filter 184.0MHz**

**Model: TA0461A**

**Part No: MA07106**

**REV. NO.: 2**

**A. MAXIMUM RATING:**

1. Input Power Level: 10 dBm
2. DC voltage: 5 V
3. Operating Temperature: -20°C to +85°C
4. Storage Temperature: -40°C to +85°C

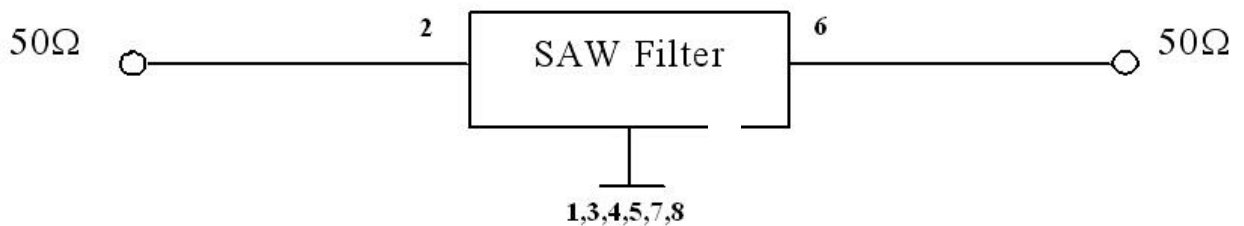
**B. ELECTRICAL CHARACTERISTICS:**

Item		Specification				
		Unit	Min.	Typ.	Max.	
Center Frequency	$F_c$	MHz	-	184	-	
Insertion Loss	$IL_{min}$ (reference level)	dB	-	1.6	2.8	
Bandwidth	$BW_{-3dB}$	MHz	6	9	-	
Absolute Attenuation(reference to $IL_{min}$ dB)						
	$F_c-50 \sim F_c-30$	MHz	dB	42	54	-
	$F_c-30 \sim F_c-15$	MHz	dB	36	52	-
	$F_c+30 \sim F_c+100$	MHz	dB	42	48	-
Source impedance	$Z_s$	$\Omega$	-	50	-	
Load impedance	$Z_L$	$\Omega$	-	50	-	

Note:  $IL_{min}$  is the minimum of the pass band attenuation. The center frequency  $F_c$  is the mean value of the upper and lower frequencies at the 3dB filter attenuation level relative to the  $IL_{min}$ .

**C. MEASUREMENT CIRCUIT:**

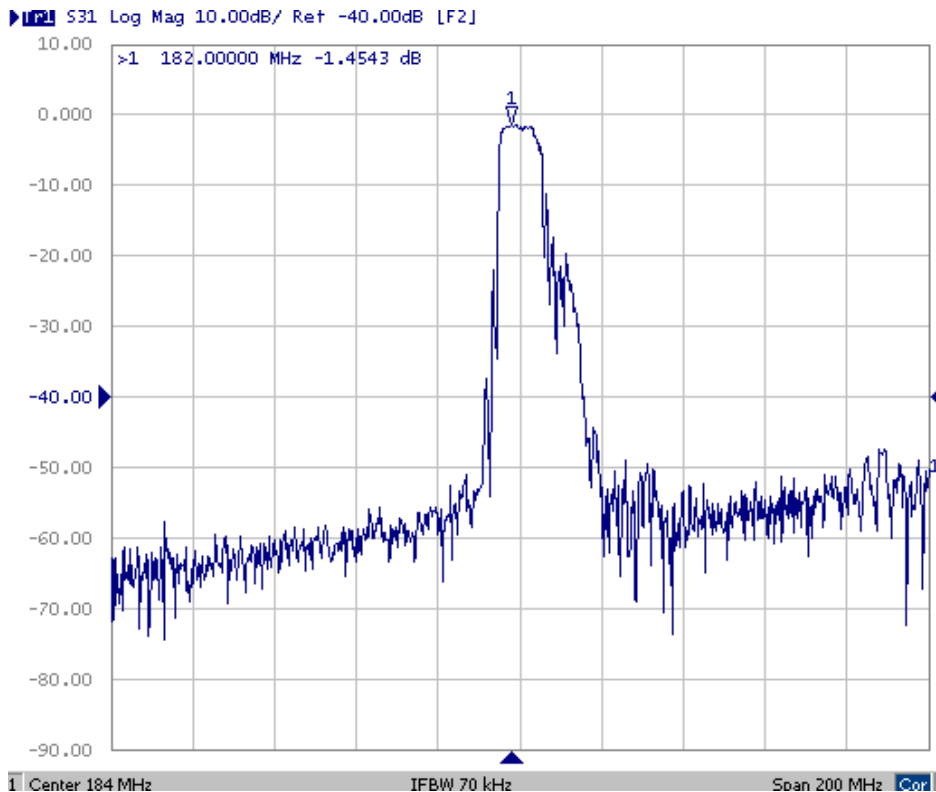
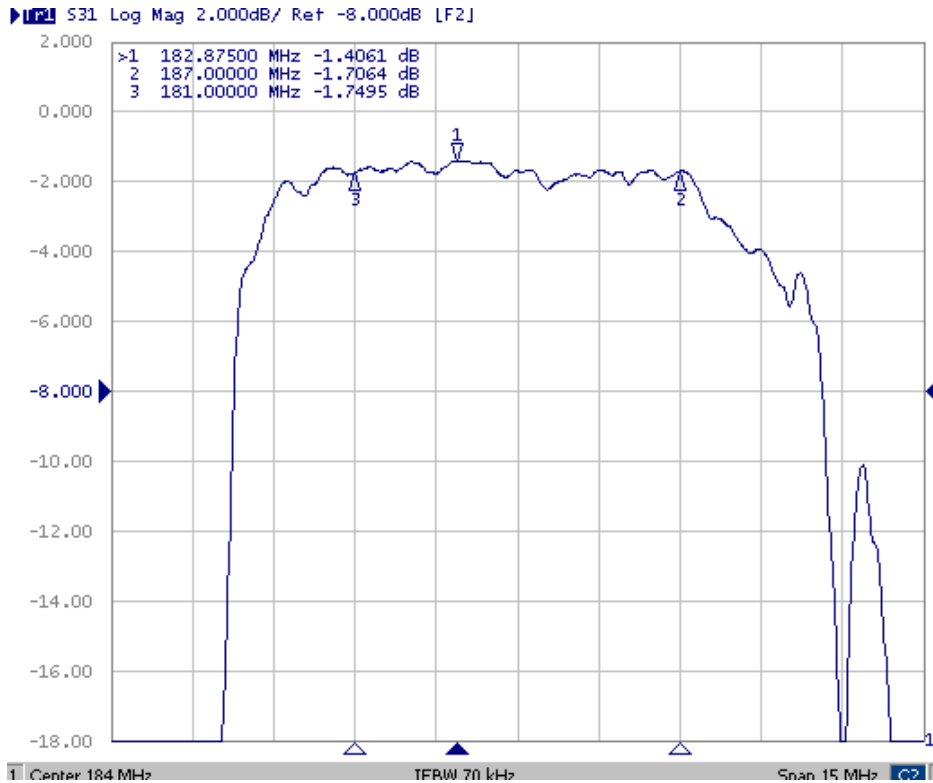
HP Network analyzer



**SAW Filter 184.0MHz**  
**Part No: MA07106**

**Model: TA0461A**  
**REV. NO.: 2**

**D. FREQUENCY CHARACTERISTICS:**



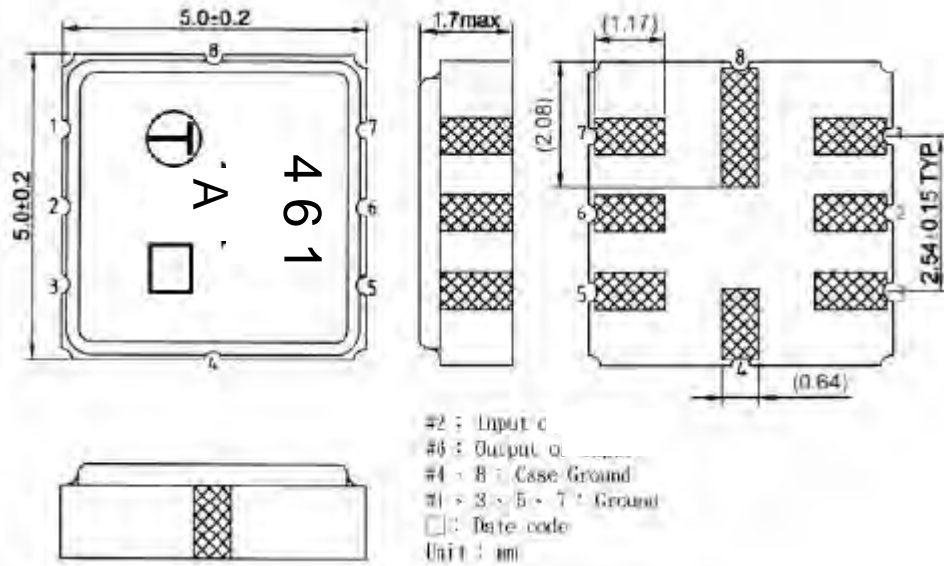
**SAW Filter 184.0MHz**

**Model: TA0461A**

**Part No: MA07106**

**REV. NO.: 2**

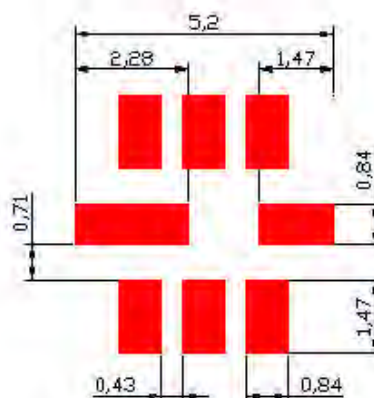
**E. OUTLINE DRAWING:**



**Product Year Code**

Year	2001 2005	2002 2006	2003 2007	2004 2008
Product Code	A	a	A	a

**F. PCB FOOTPRINT:**



**SAW Filter 184.0MHz**

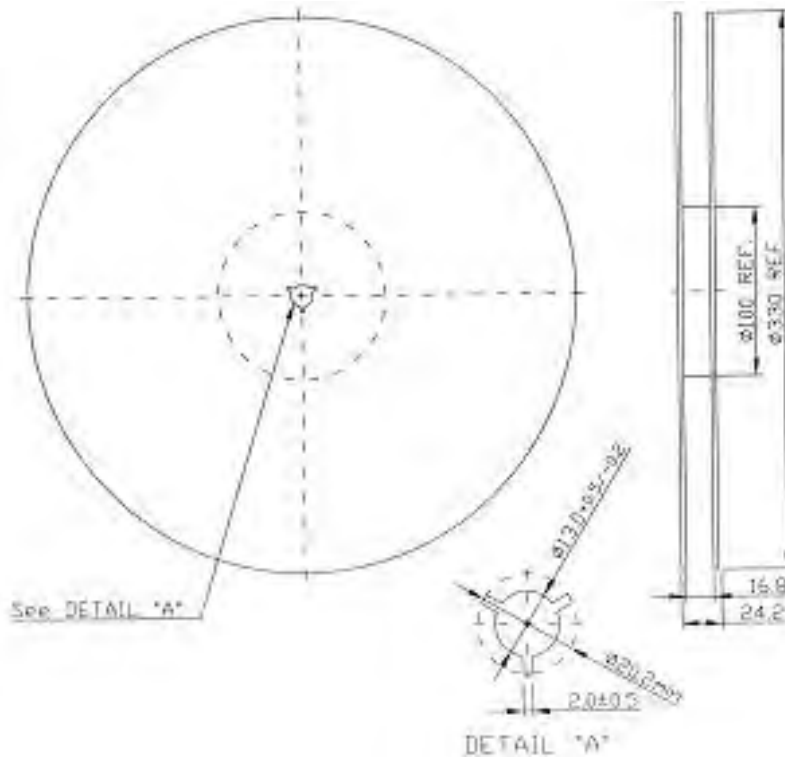
**Model: TA0461A**

**Part No: MA07106**

**REV. NO.: 2**

**G. PACKING:**

**1. REEL DIMENSION**



**2. TAPE DIM**

