

**SAW Filter 1216MHz**  
**Part No: MA08014**

**Model: TA0364A**  
**Rev No: 1**

**A. MAXIMUM RATING:**

1. Operating Temperature: 35°C ~ 75°C
2. Storage Temperature: -40°C ~ +85°C

**B. CHARACTERISTICS:**

Balanced to Balanced operation

Terminating source impedance:  $Z_S = 200\Omega$

Terminating load impedance:  $Z_L = 200\Omega$

Characteristics	Value			Unit
	Min.	Typ.	Max.	
Center frequency Fc	-	1216	-	MHz
Insertion loss 1212 ~ 1220MHz IL	-	3.8	5.5	dB
Ripple 1212 ~ 1220MHz	-	0.5	1.2	dB
Bandwidth BW -3dB (reference to IL min)	16.3	18.3	-	MHz
Bandwidth BW -12dB (reference to IL min)	-	22.9	-	MHz
Attenuation: ( Reference level from 0dB)				
500 Fc -91MHz	51	56	-	dB
Fc -91 Fc -85MHz	50	56	-	dB
Fc -76 Fc -68MHz	50	56	-	dB
Fc -88MHz	50	56	-	dB
Fc -72MHz	50	56	-	dB
Fc -44MHz	47	55	-	dB
Fc -36MHz	47	54	-	dB
Fc +60 2000MHz	47	53	-	dB
Group delay ripple (p-p) (1212 ~ 1220MHz)	-	10	-	ns

---

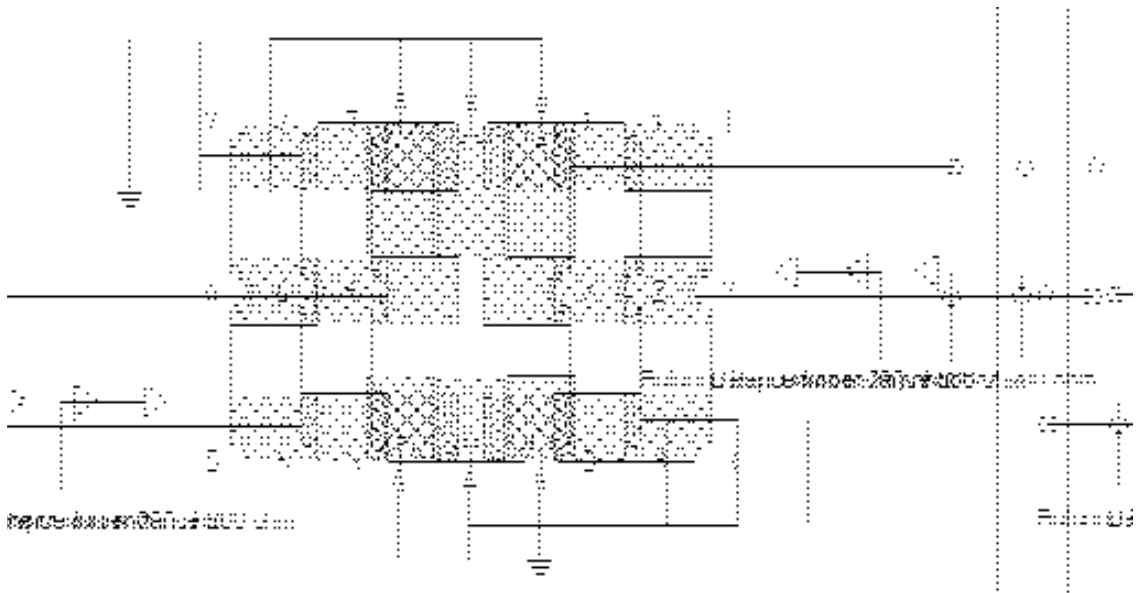
**SAW Filter 1216MHz**  
**Part No: MA08014**

---

**Model: TA0364A**  
**Rev No: 1**

---

**C. MEASUREMENT CIRCUIT:**

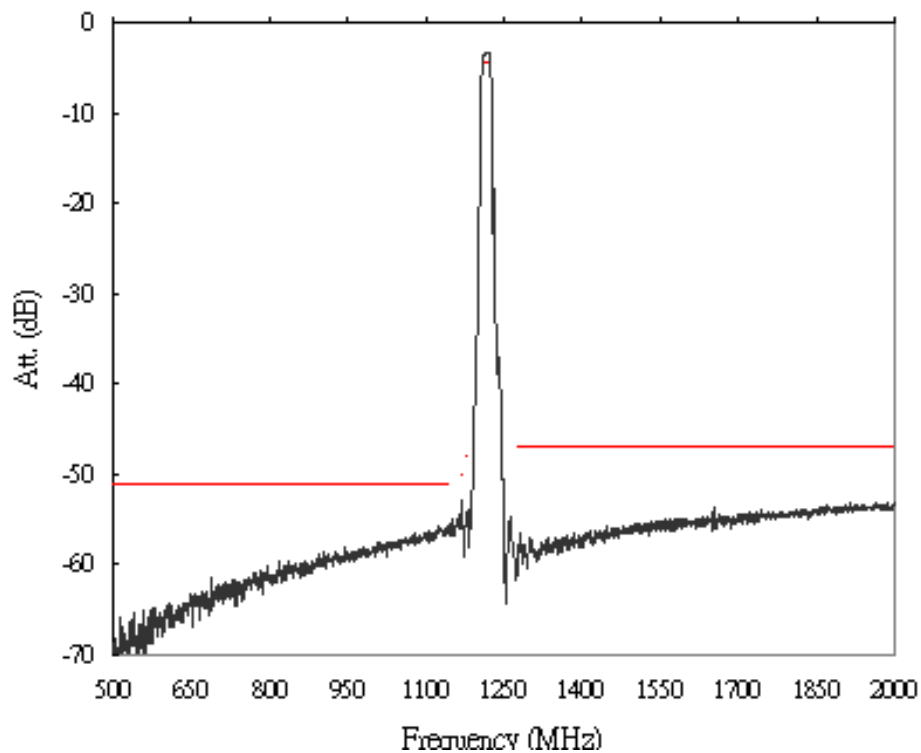
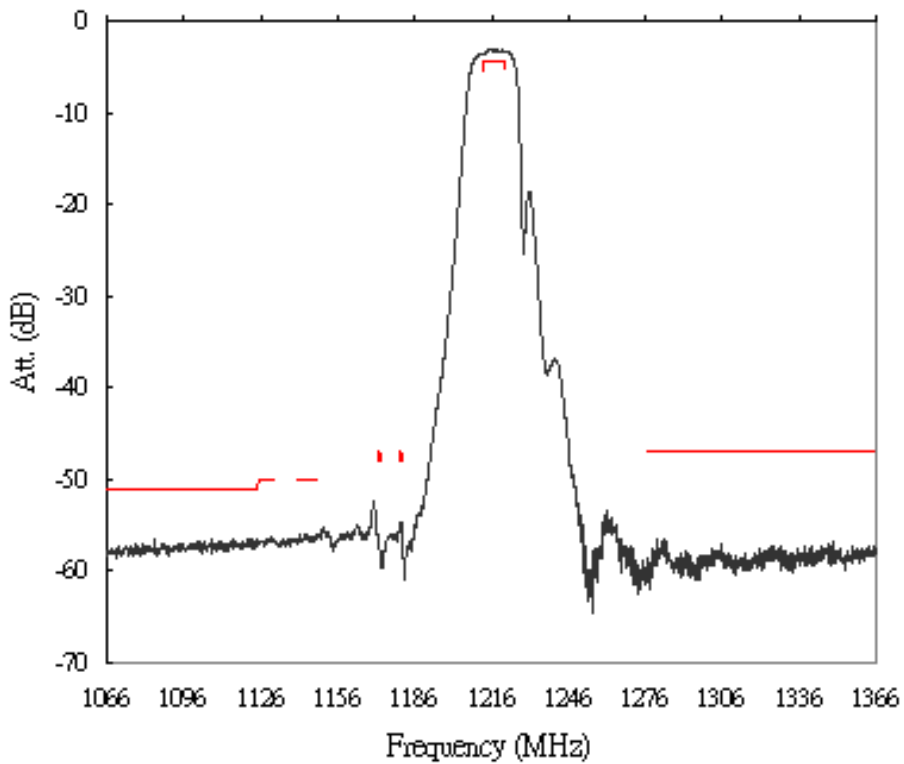


**SAW Filter 1216MHz**  
**Part No: MA08014**

**Model: TA0364A**  
**Rev No: 1**

**D. FREQUENCY CHARACTERISTICS:**

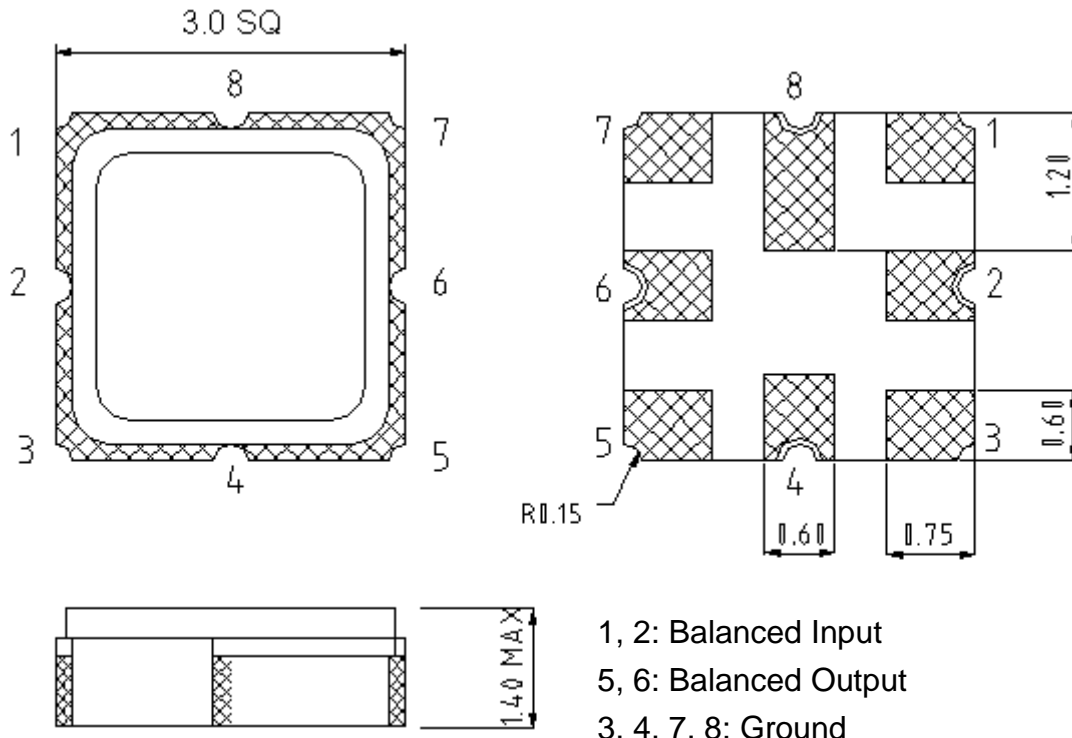
1. Sdd21 Response



**SAW Filter 1216MHz**  
**Part No: MA08014**

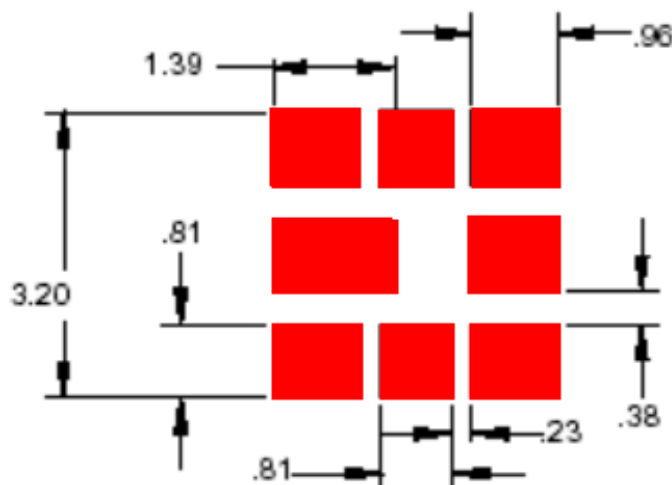
**Model: TA0364A**  
**Rev No: 1**

**E. OUTLINE DRAWING:**



1, 2: Balanced Input  
 5, 6: Balanced Output  
 3, 4, 7, 8: Ground  
 Unit: mm

**F. PCB FOOTPRINT:**

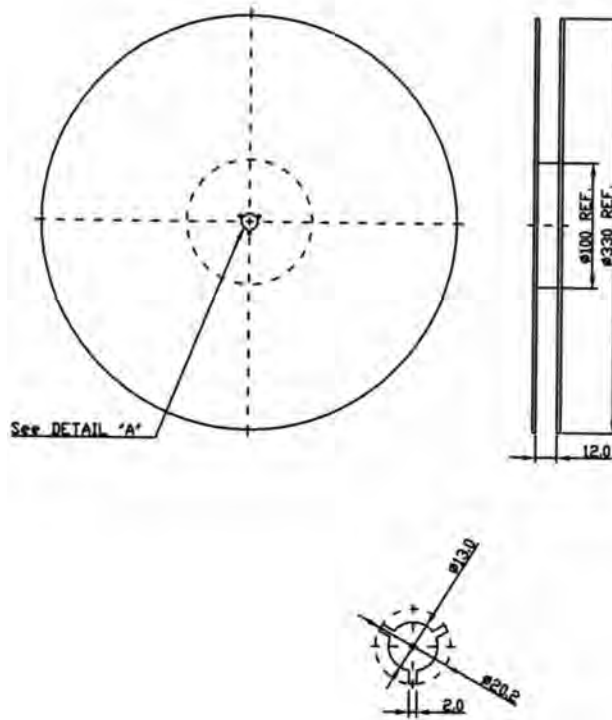


**SAW Filter 1216MHz**  
**Part No: MA08014**

**Model: TA0364A**  
**Rev No: 1**

**G. PACKING:**

1. REEL DIMENSION



2. TAPE DIMENSION

