

SAW Filter 942.50MHz
Part No: MA08476

Model: TA0394A
Rev No: 1

A. MAXIMUM RATING:

1. Input Power Level: 15dBm
2. DC voltage: 3V
3. Operating Temperature: -20°C to +85°C
4. Storage Temperature: -40°C to +85°C

B. ELECTRICAL CHARACTERISTICS:

Characteristics	Specification			Note
	Min.	Typ.	Max.	
Center frequency Fc MHz	-	942.5	-	-
Insertion loss 925 ~ 960MHz IL dB	-	2.8	4.0	-
Ripple 925 ~ 960MHz dB	-	1.1	2.3	-
VSWR 925 ~ 960MHz	-	1.5	2.1	
Attenuation: (Reference level from 0dB)				
0 ~ 800MHz dB	50	60	-	-
800 ~ 880MHz dB	40	53	-	-
880 ~ 905MHz dB	30	47	-	-
980 ~ 982MHz dB	16	27	-	-
982 ~ 1005MHz dB	23	29	-	-
1005 ~ 1025MHz dB	29	41	-	-
1025 ~ 1760MHz dB	40	48	-	-
1760~ 2300MHz dB	30	40	-	-
2300 ~ 3000 MHz dB	20	28	-	-
Source Impedance Z _S Ω		50		1
Load Impedance Z _L Ω		50		1

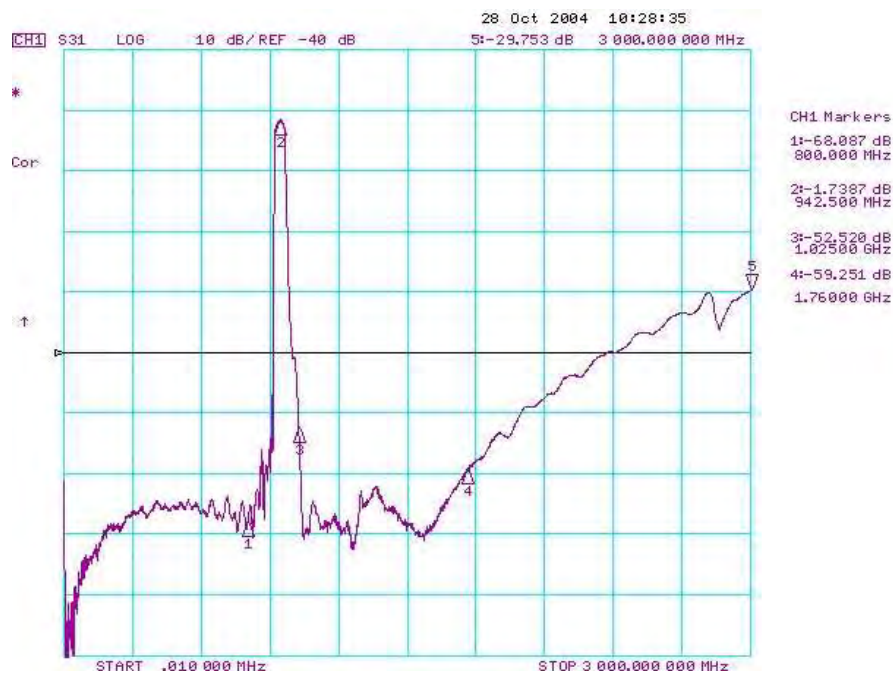
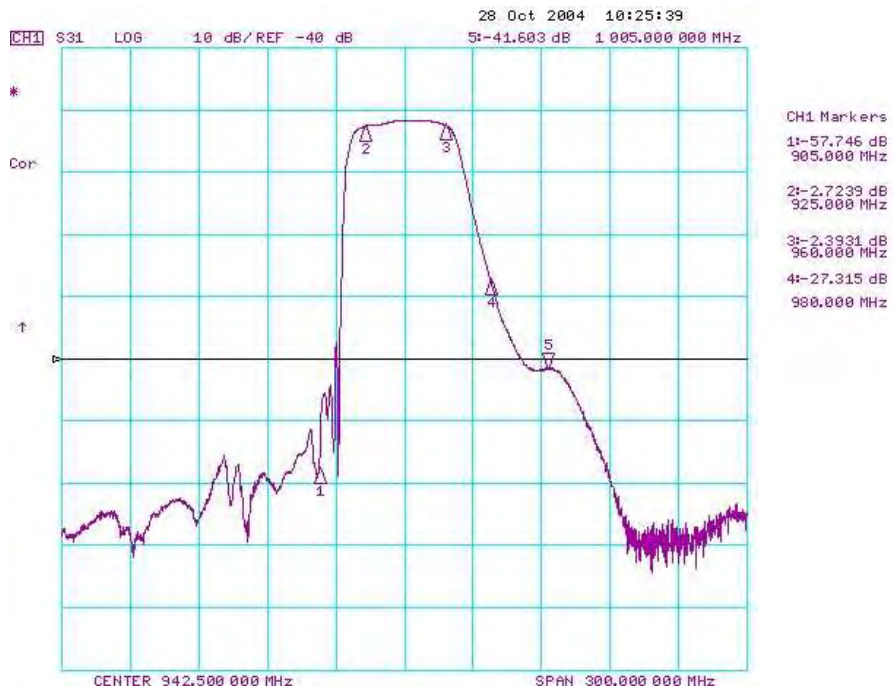
Note 1: No matching network required for operation at 50Ω

SAW Filter 942.50MHz
Part No: MA08476

Model: TA0394A
Rev No: 1

C. FREQUENCY CHARACTERISTICS:

Transfer Function:

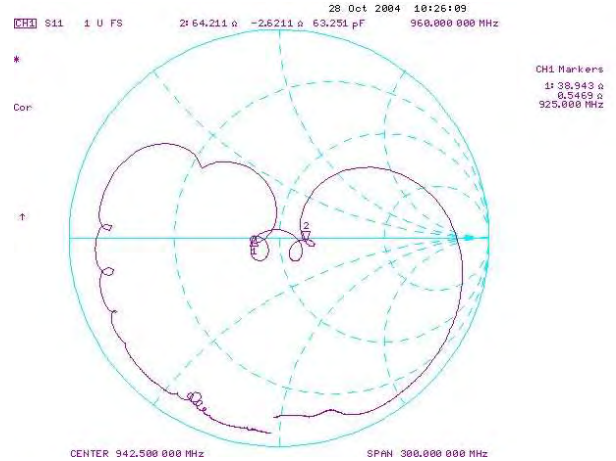
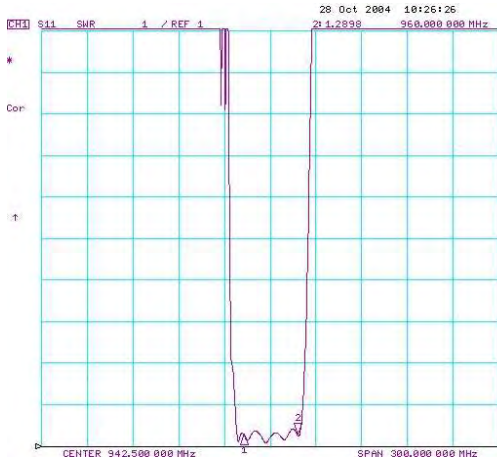


SAW Filter 942.50MHz
Part No: MA08476

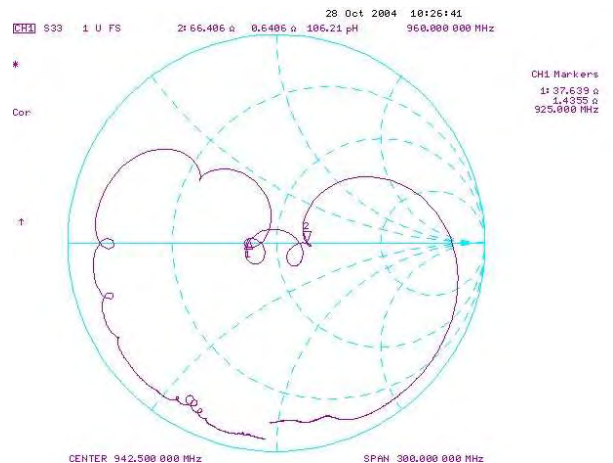
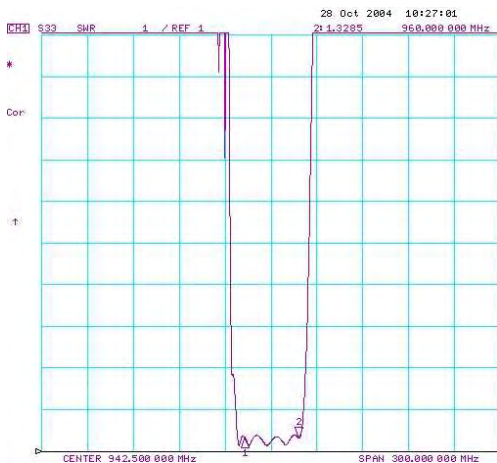
Model: TA0394A
Rev No: 1

Reflection Functions:

S11



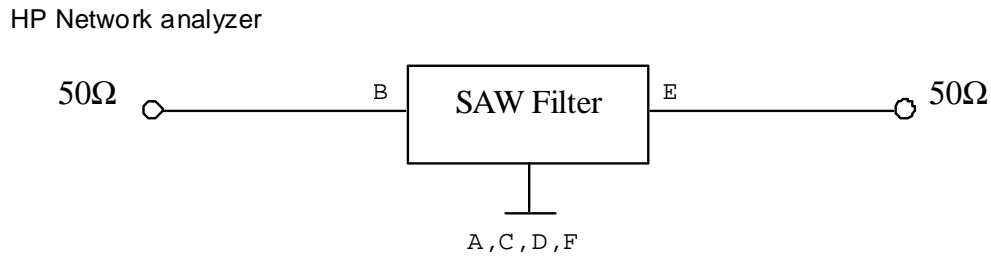
S22



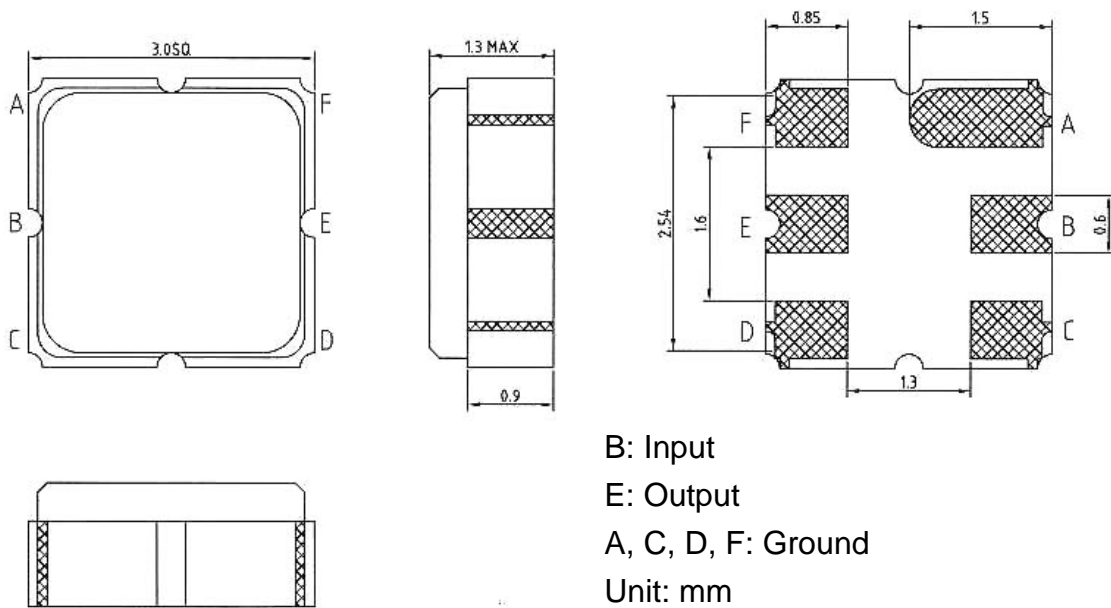
SAW Filter 942.50MHz
Part No: MA08476

Model: TA0394A
Rev No: 1

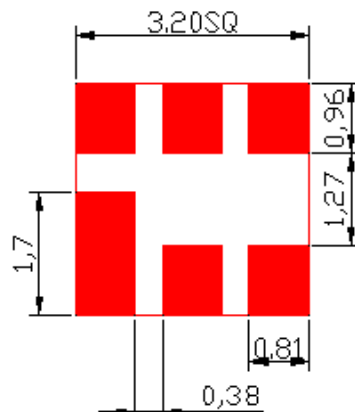
D. MEASUREMENT CIRCUIT:



E. OUTLINE DRAWING:



F. PCB FOOTPRINT:

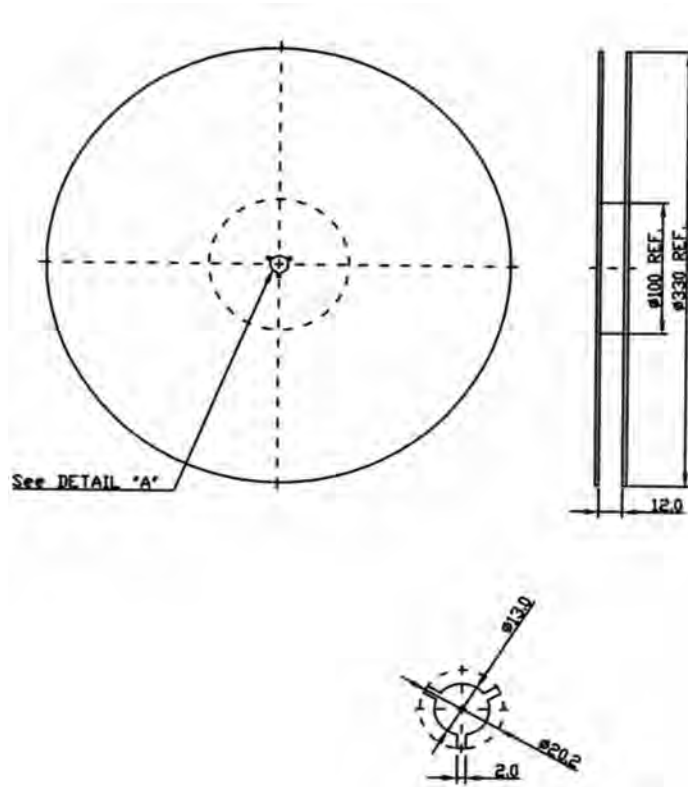


SAW Filter 942.50MHz
Part No: MA08476

Model: TA0394A
Rev No: 1

G. PACKING:

1. REEL DIMENSION



2. TAPE DIMENSION

