

435.50MHz SAW Filter

Model: TB0490A

Part No: MA08948

REV NO.: 2

A. MAXIMUM RATING:

1. Operating Temperature: -20 °C ~ 70 °C
2. Storage Temperature: -40 °C ~ +85 °C

B. CHARACTERISTICS :

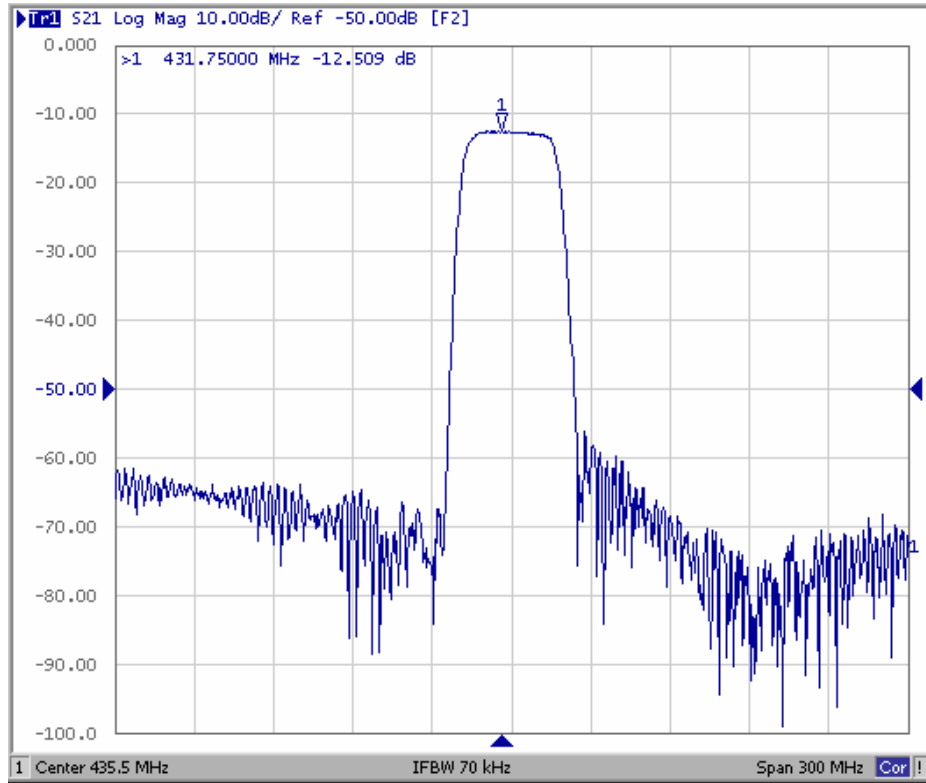
Characteristics	Value			Note
	Min.	Typ.	Max.	
Center frequency F_C MHz	-	435.5	-	-
Minimum Insertion loss I.L. dB	-	12.4	13.5	-
3dB BW MHz	27	33.9	-	-
Amplitude Ripple ($F_C \pm 13.5\text{MH}$) dB	-	0.95	1.2	-
Relative Rejection (Reference to Minimum Insertion loss)				
$F_C + 35.5\text{MH}$ dB	35	52	-	-
$F_C - 35.5\text{MH}$ dB	35	54	-	-
$F_C + 57.5\text{MH}$ dB	45	59	-	-
$F_C - 57.5\text{MH}$ dB	45	53	-	-
Temp Coefficient ppm/K	-	-94	-	-
Matching:				
1.The input of the filter will be matched to <u>50 ohm</u>				
2.The output of the filter will be matched to <u>50 ohm</u>				

435.50MHz SAW Filter
Part No: MA08948

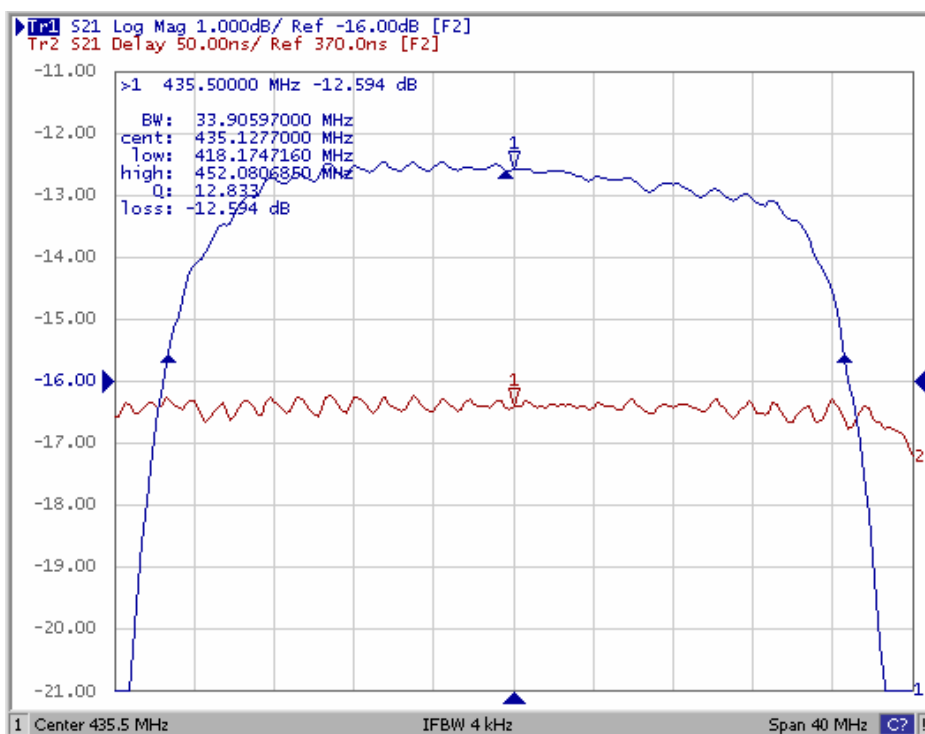
Model: TB0490A
REV NO.: 2

C. FREQUENCY CHARACTERISTICS:

(1) S21 Response:(span 300MHz)



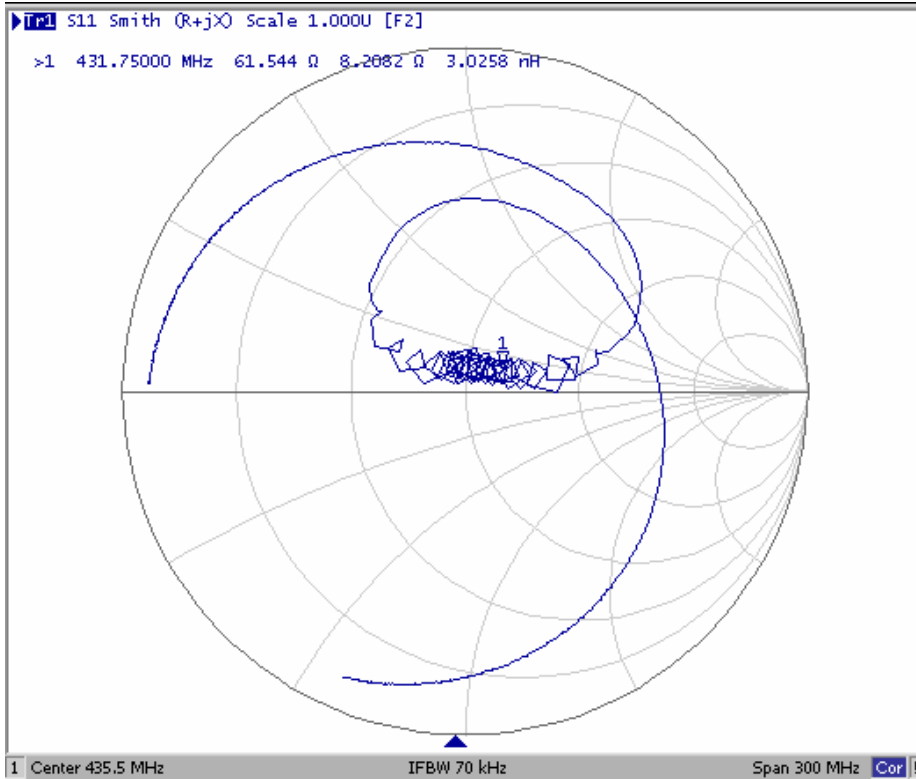
(2) Passband of Response: (span: 40MHz)



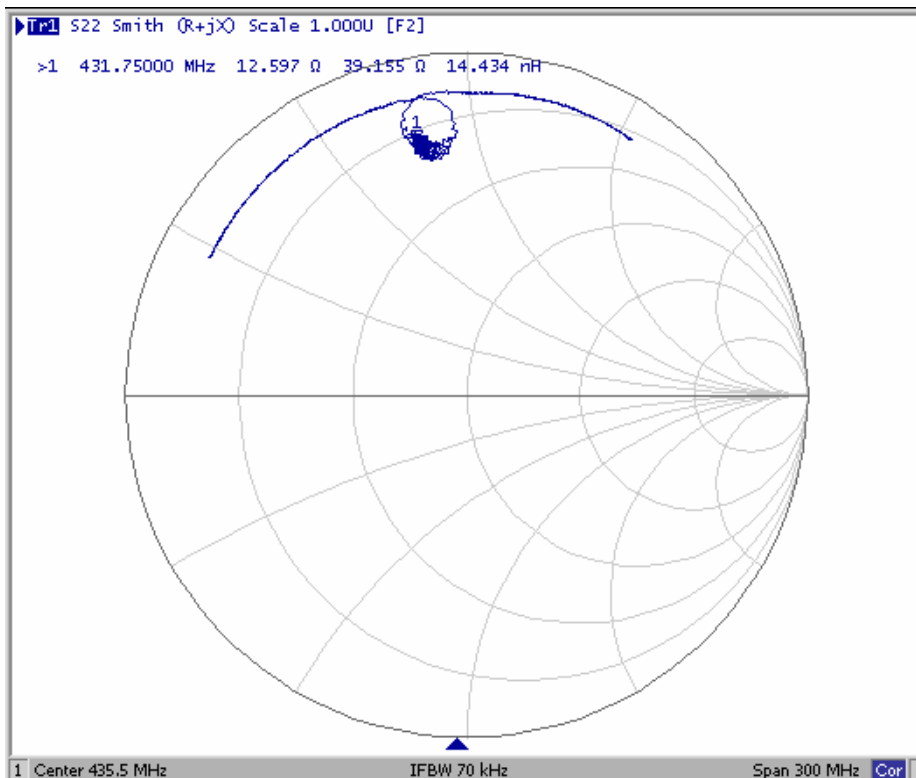
435.50MHz SAW Filter
Part No: MA08948

Model: TB0490A
REV NO.: 2

(3) S11 Smith Chart: (span 300MHz)



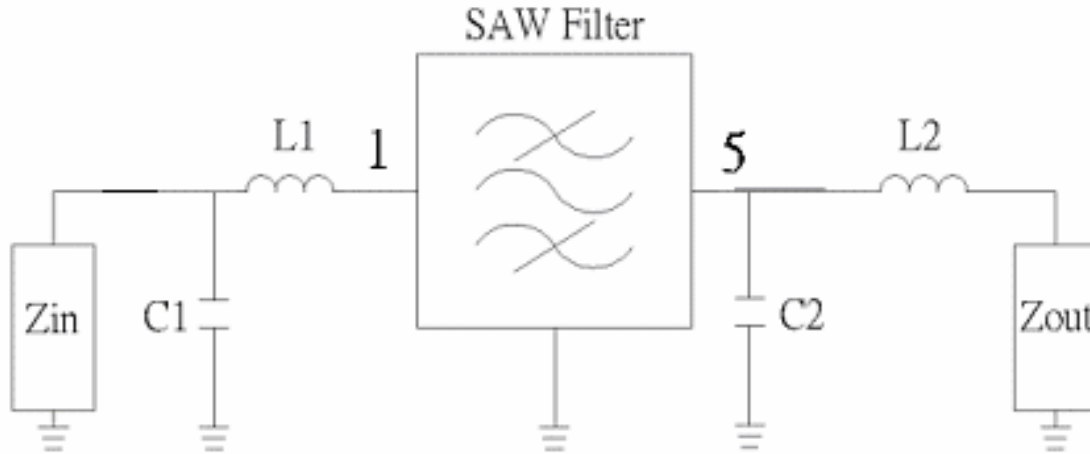
(4) S22 Smith Chart: (span 300MHz)



435.50MHz SAW Filter
 Part No: **MA08948**

Model: **TB0490A**
 REV NO.: 2

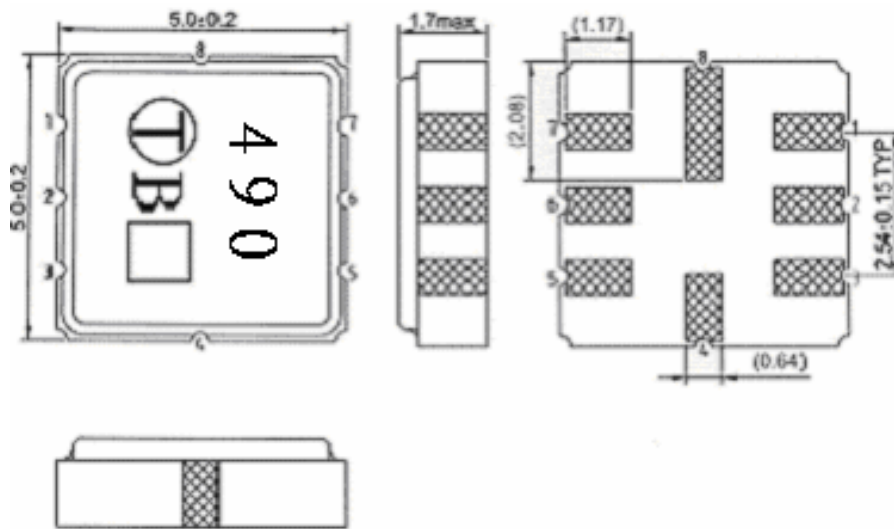
D. TEST CIRCUIT:



Zin and Zout are 50Ω .

$L1=6.8\text{nH}$, $C1=10\text{pF}$, $L2=8.2\text{nH}$, $C2=12\text{pF}$

E. OUTLINE DRAWING:



Pin 1: RF input
 Pin 2,3,6,7: Ground

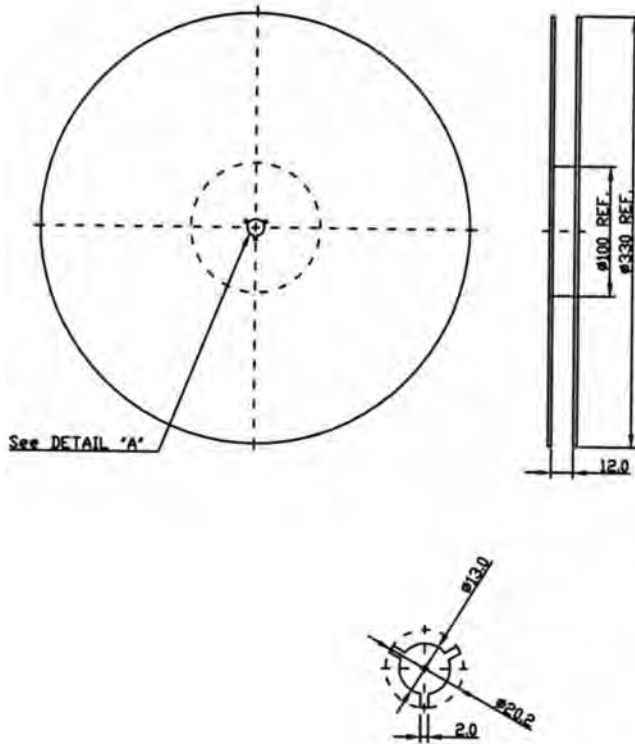
Pin 5: RF output
 Pin 4,8: Case Ground

435.50MHz SAW Filter
Part No: **MA08948**

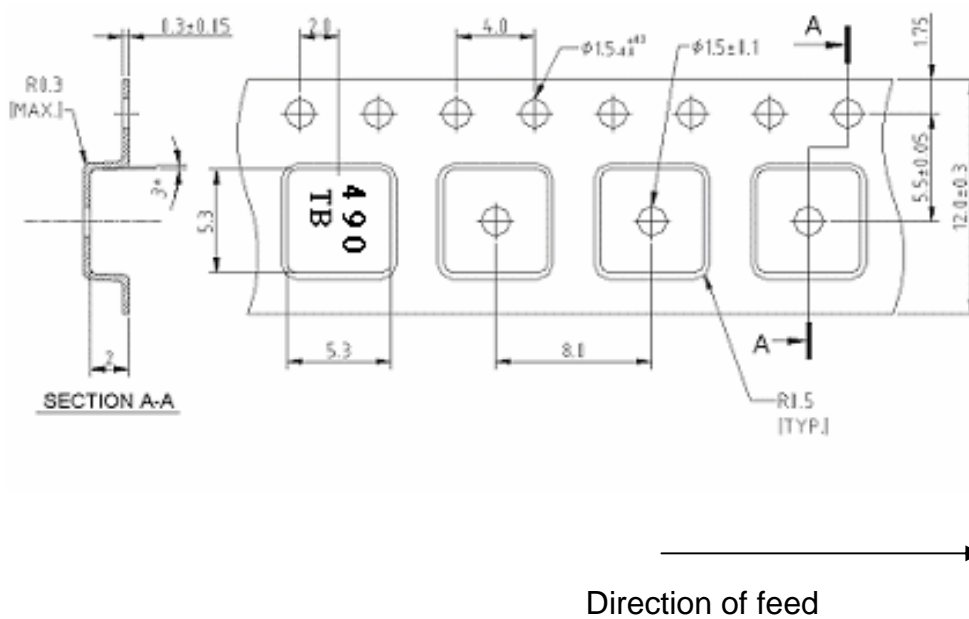
Model: **TB0490A**
REV NO.: 2

F. PACKING:

1. REEL DIMENSION



2. TAPE DIMENSION



435.50MHz SAW Filter
Part No: MA08948

Model: TB0490A
REV NO.: 2

G. RECOMMENDED REFLOW PROFILE:

