

**280.0MHz SAW Filter**

Model: **TA0510A**

Part No: **MA09410**

REV NO.: 1

**A. MAXIMUM RATING:**

1. Input Power Level: 0 dBm
2. DC voltage: 5V
3. Operating Temperature: -10°C to +50°C
4. Storage Temperature: -40°C to +85°C

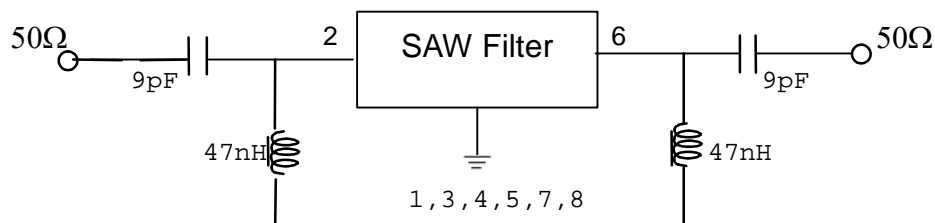
**B. ELECTRICAL CHARACTERISTICS:**

| Item  | Unit | Min. | Type. | Max. |
|---|------|------|-------|------|
| Center frequency $F_c$                          | MHz  | -    | 280   | -    |
| Insertion Loss $F_c \pm 4\text{MHz}$ $IL_{max}$ | dB   | -    | 3.0   | 4.5  |
| 3dB Bandwidth $BW_{-3dB}$                       | MHz  | 8    | 12.5  | -    |
| Ripple $F_c \pm 4\text{MHz}$                    | dB   | -    | 0.8   | 2    |
| Absolute Attenuation:(Reference level 0dB)      |      |      |       |      |
| $F_c -100$ to $F_c -37.5$ MHz                   | dB   | 42   | 53    | -    |
| $F_c +37.5$ to $F_c +100$ MHz                   | dB   | 48   | 60    | -    |

Note:  $IL_{min}$  is the minimum of the pass band attenuation. The bandwidth  $BW_{-3dB}$  is the difference value of the upper and lower frequencies at the 3dB filter attenuation level relative to the  $IL_{min}$ .

**C. MEASUREMENT CIRCUIT:**

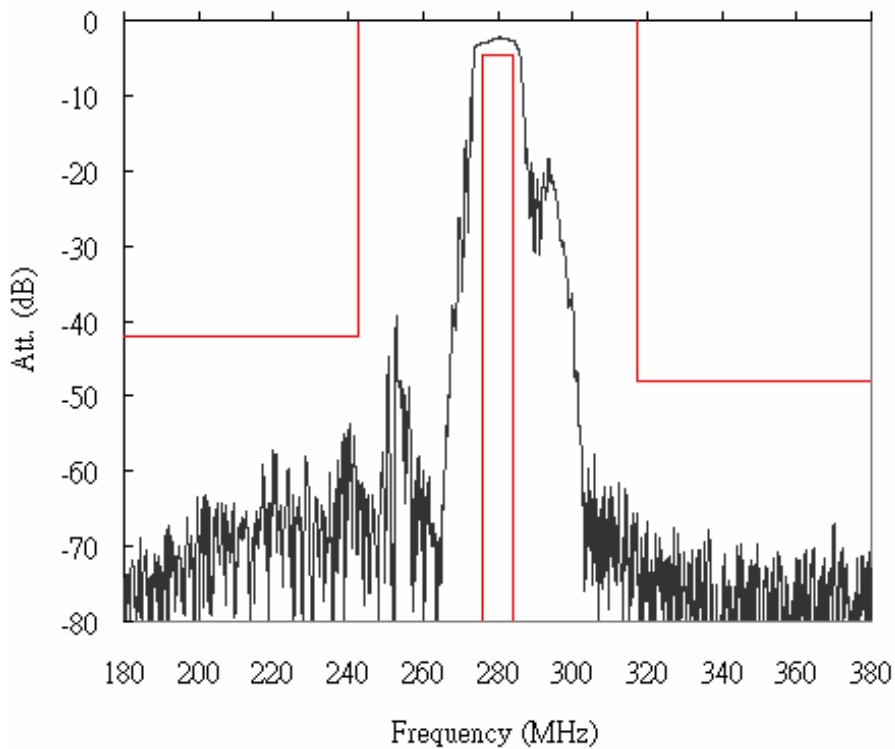
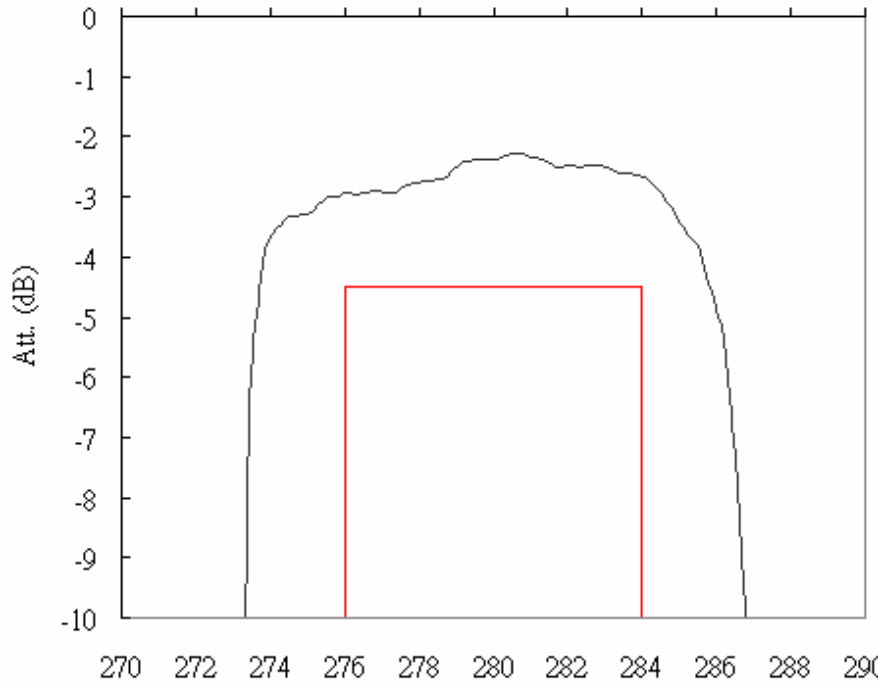
HP Network analyzer



**280.0MHz SAW Filter**  
Part No: **MA09410**

Model: **TA0510A**  
REV NO.: 1

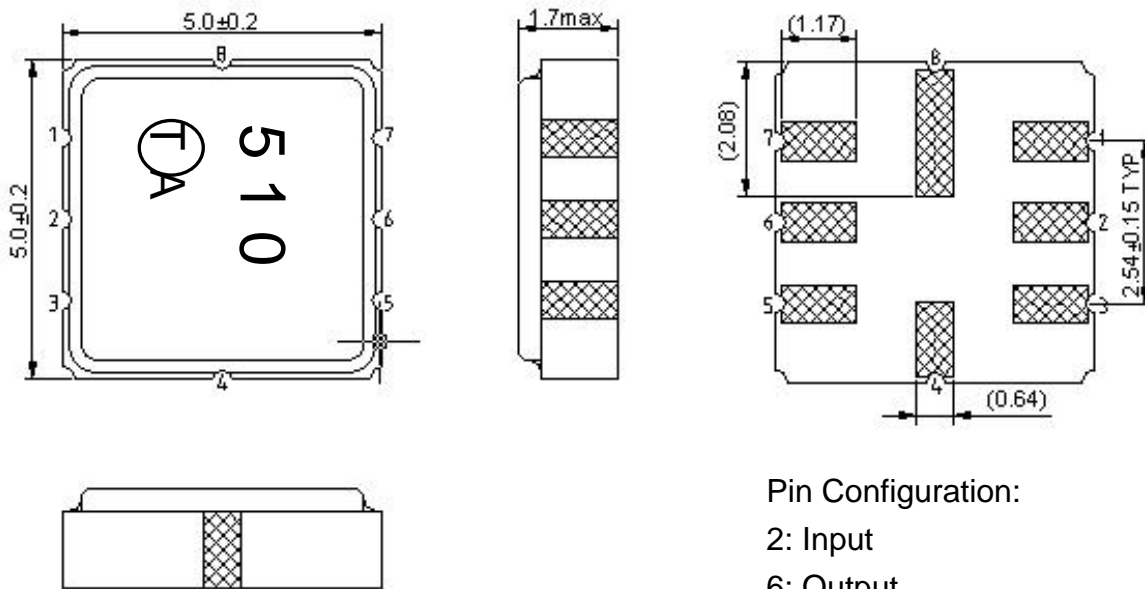
**C. FREQUENCY CHARACTERISTICS:**



**280.0MHz SAW Filter**  
**Part No: MA09410**

**Model: TA0510A**  
**REV NO.: 1**

**D. OUTLINE DRAWING:**



Pin Configuration:

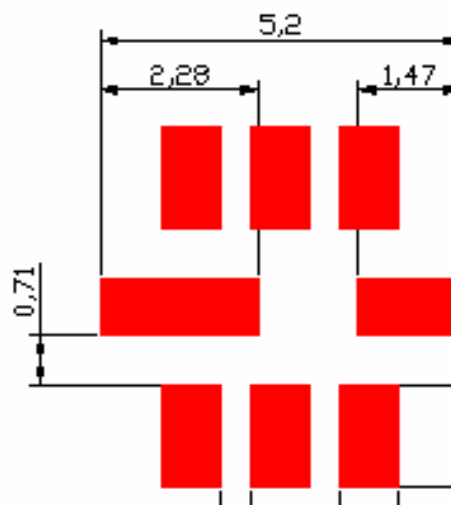
2: Input

6: Output

1,3,4,5,7,8: Ground

Unit: mm

**E. PCB FOOTPRINT:**

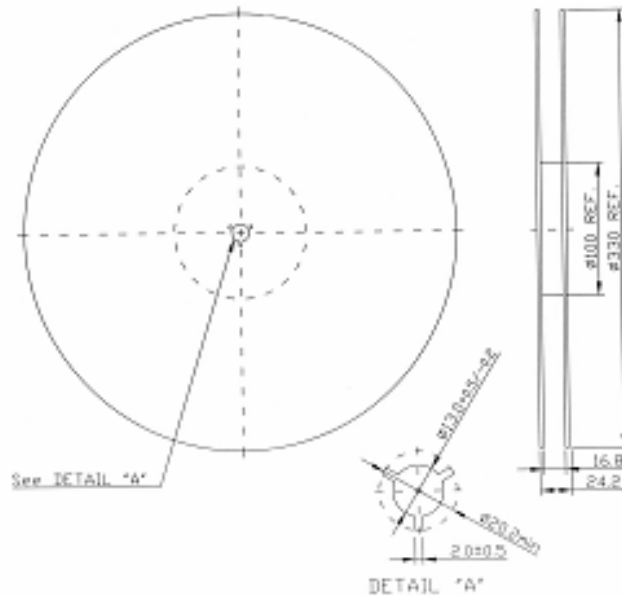


**280.0MHz SAW Filter**  
**Part No: MA09410**

**Model: TA0510A**  
**REV NO.: 1**

**F. PACKING:**

**1. REEL DIMENSION**



**2. TAPE DIMENSION**

