

SAW Filter 284MHz
Part No: MP01403

Model: TA284FD
Rev No: 3

A. MAXIMUM RATING:

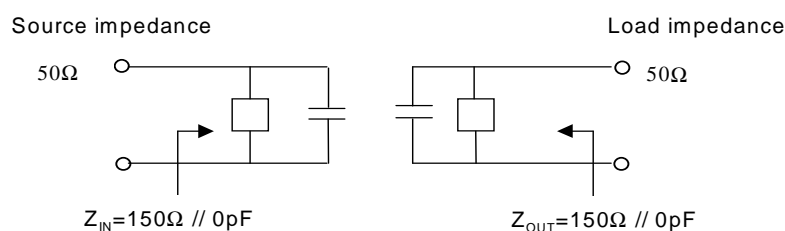
1. Input Power Level: 0dBm
2. DC voltage: 10 V
3. Operating Temperature: -10°C to +50°C
4. Storage Temperature: -40°C to +85°C

B. ELECTRICAL CHARACTERISTICS:

Characteristics	Specification	Note
Center frequency Fc (MHz)	284	1
IL (Within Fc ± 4MHz) (dB)	4.5 max.	
Pass band BW 4.5dB (MHz)	8.0 min.	1
Ripple (Within Fc ± 4MHz) (dB)	2.0 max.	1
Attenuation (Reference level from 0dB) (dB)		
Fc -100MHz to -37.5MHz (dB)	48 min.	1
Fc +37.5MHz to +100MHz (dB)	48 min.	
Impedance at Fc Input $Z_{IN} = R_{IN} // C_{IN}$	150Ω // 0pF	2
Output $Z_{OUT} = R_{OUT} // C_{OUT}$	150Ω // 0pF	2

Note 1: The standard definitions is in JIS C 6703

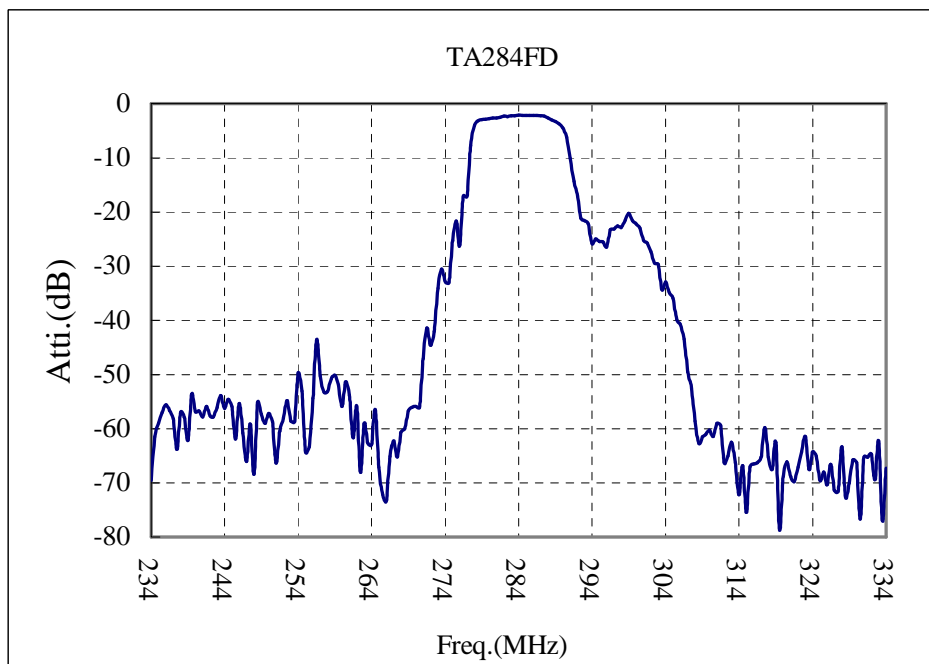
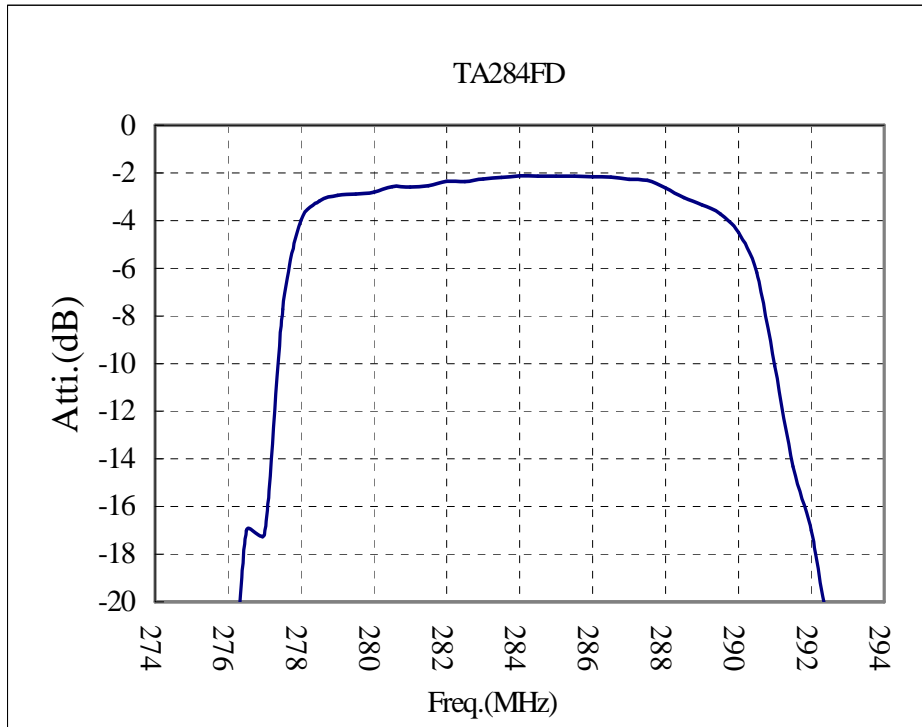
Note 2:



SAW Filter 284MHz
Part No: MP01403

Model: TA284FD
Rev No: 3

C. FREQUENCY CHARACTERISTICS:

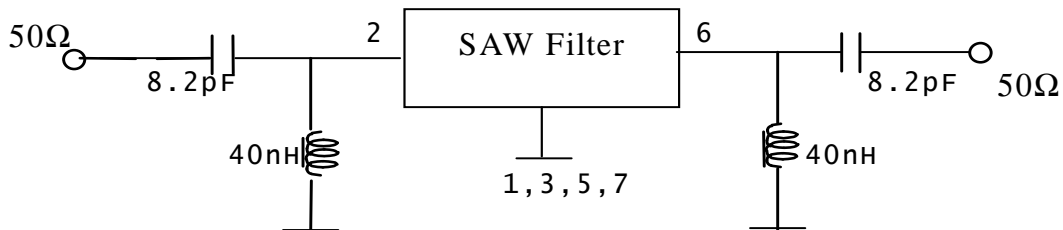


SAW Filter 284MHz
Part No: MP01403

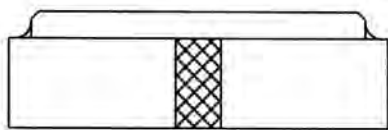
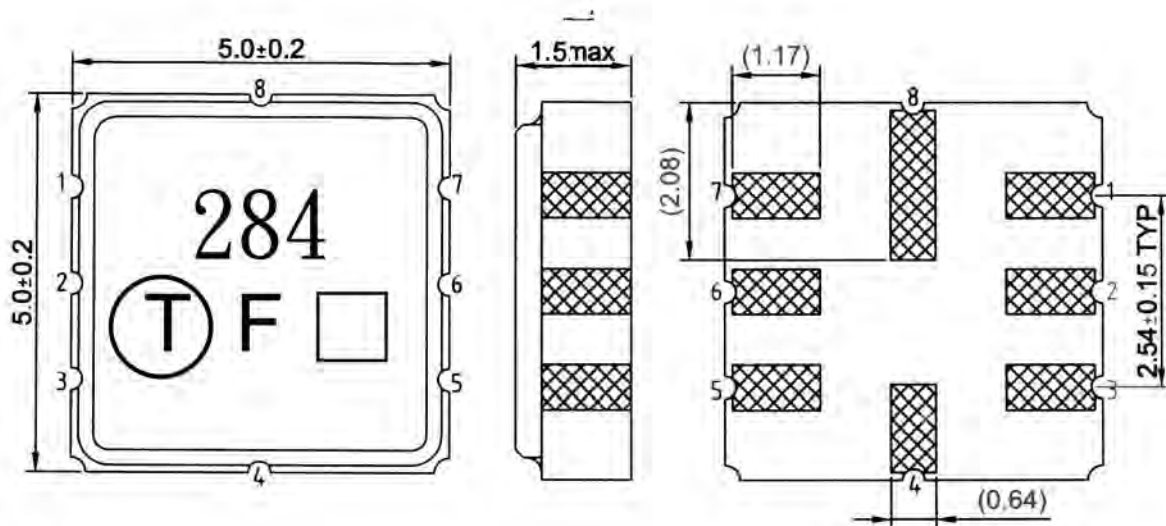
Model: TA284FD
Rev No: 3

D. MEASUREMENT CIRCUIT:

Network analyzer



E. OUTLINE DRAWING:



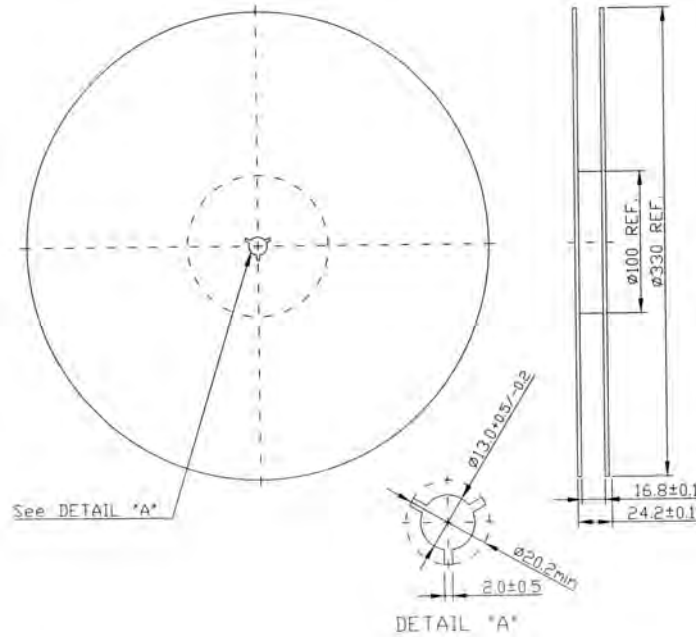
- #2 : Input
- #6 : Output
- #1, 3, 5, 7: Ground
- #4, 8 : Case Ground
- : Date code
- Unit : mm

SAW Filter 284MHz
Part No: MP01403

Model: TA284FD
Rev No: 3

F. PACKING:

1. REEL DIMENSION



2. TAPE DIMENSION

