

**SAW Filter 974.0MHz**  
**Part No: MP01622**

**Model: TA0729A**  
**Rev No: 2**

**A. MAXIMUM RATING:**

1. Input Power Level: 10dBm
2. DC Voltage: 3V
3. Operating Temperature: -40°C to +85°C
4. Storage Temperature: -50°C to +95°C

**B. ELECTRICAL CHARACTERISTICS:**

1. Terminating source impedance (differential):  $Z_S = 150\Omega // 39nH$
2. Terminating load impedance (differential):  $Z_L = 150\Omega // 39nH$

Item	Unit	Min.	Typ.	Max.	Note
Center Frequency Fc	MHz	-	974	-	-
Bandwidth at -2 dB	MHz	40	60	-	-
Insertion Loss in 954 ~ 994MHz	dB	-	3.6	5	-
Amplitude ripple (954 ~ 994MHz)	dB	-	0.9	2	-
Phase error (954 ~ 994 MHz) <sup>(3)</sup>	deg	-	3.2	5.5	-
I/O VSWR (954 ~ 994 MHz)		-	2	2.3	-
CMDR (954 ~ 994 MHz)	dB	22	27	-	-
<b>Attenuation <sup>(1)</sup></b>					
50 ~ 891.94MHz	dB	40	44	-	-
1056.06 ~ 1300MHz	dB	35	38	-	-
1300 ~ 2000MHz	dB	44	55	-	-
2000 ~ 6000MHz	dB	33	35	-	-

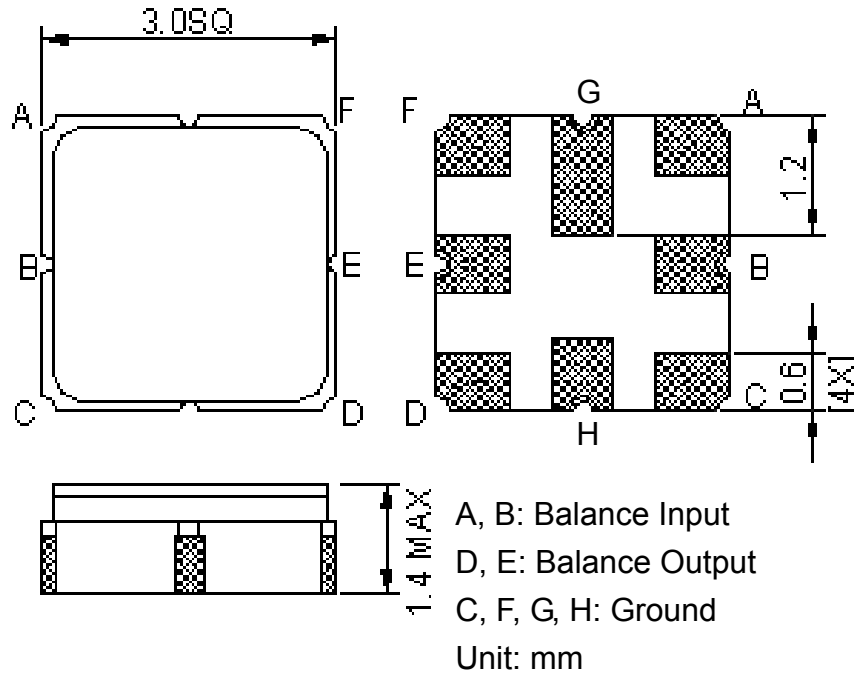
**Notes:**

1. The amplitude reference is insertion loss at Fc.
2. The amplitude ripple is defined as the max. level – min. level over any 30 MHz block of the given bandwidth.
3. The phase error is measured over any 30 MHz block of the given bandwidth.

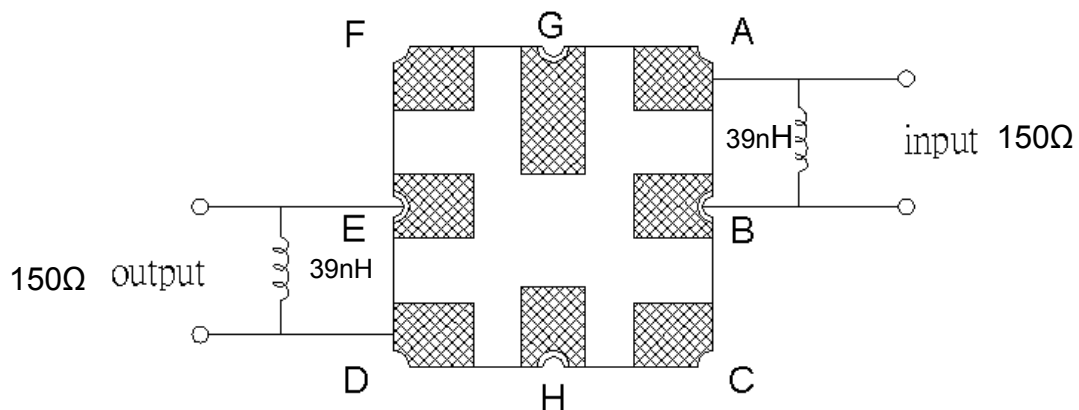
**SAW Filter 974.0MHz**  
**Part No: MP01622**

**Model: TA0729A**  
**Rev No: 2**

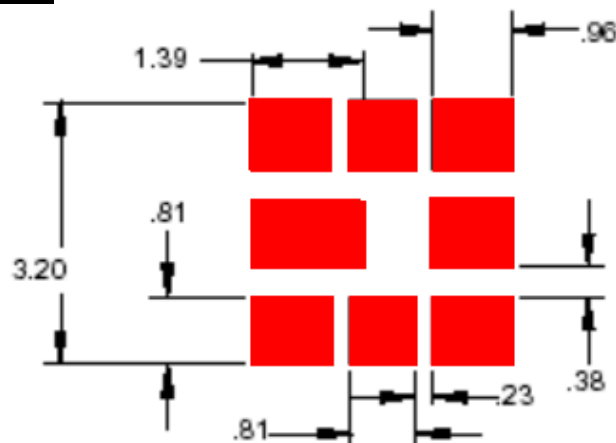
**C. OUTLINE DRAWING:**



**D. MEASUREMENT CIRCUIT:**



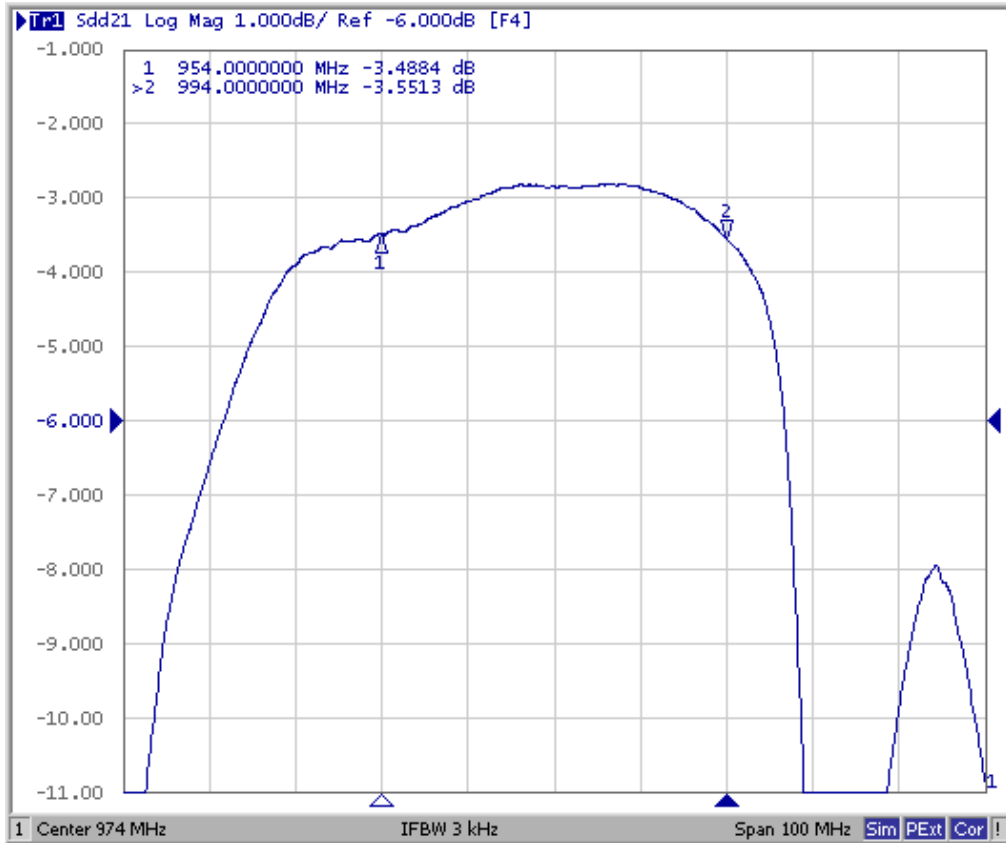
**E. PCB FOOTPRINT:**



**SAW Filter 974.0MHz**  
**Part No: MP01622**

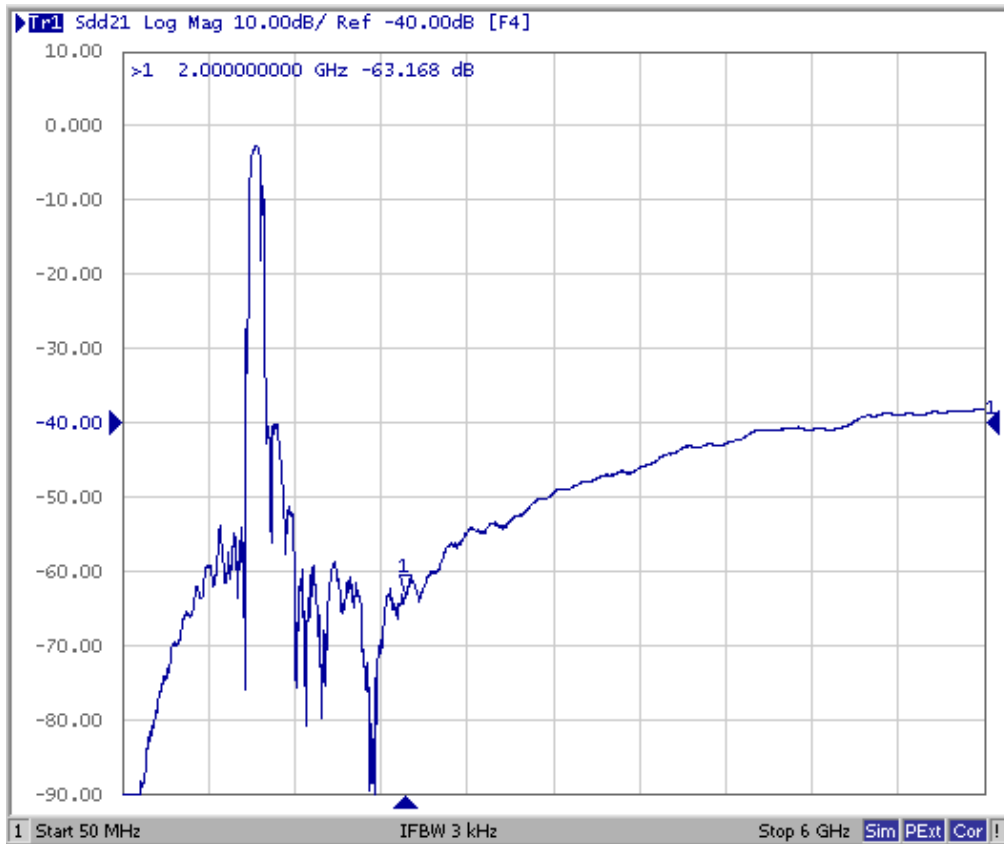
**Model: TA0729A**  
**Rev No: 2**

**F. FREQUENCY CHARACTERISTICS:**



**SAW Filter 974.0MHz**  
**Part No: MP01622**

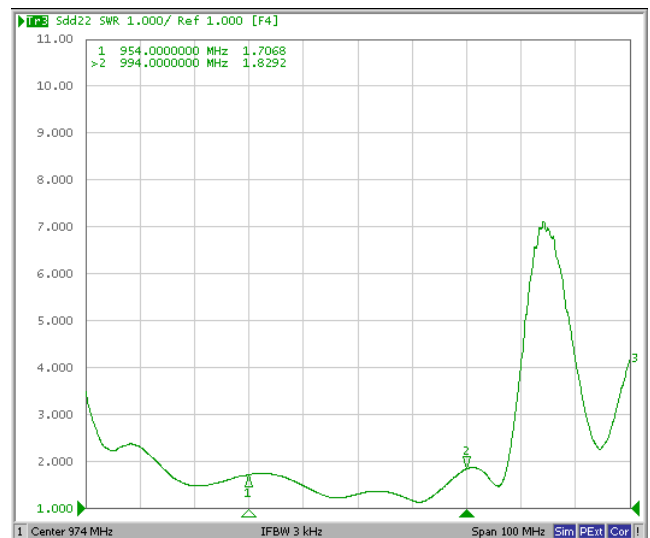
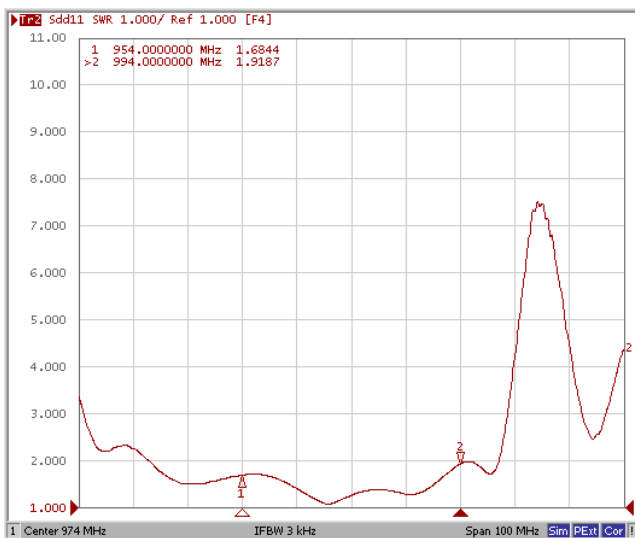
**Model: TA0729A**  
**Rev No: 2**



Reflection Functions

S11

S22





**SAW Filter 974.0MHz**  
**Part No: MP01622**

**Model: TA0729A**  
**Rev No: 2**

**H. RECOMMENDED REFLOW PROFILE:**

