
SAW Filter 138.0MHz**Model: TB0614A****Part No: MP01882****REV. NO.: 1**

A. MAXIMUM RATING:

1. Operating temperature range: -10°C to 80°C
2. Storage temperature range: -40°C to 85°C

B. CHARACTERISTICS:

Item	Unit	Min.	Typ.	Max.
Center frequency, F_c	MHz	-	138	-
Insertion Loss, IL	dB	-	21.6	24
Upper -1dB frequency	MHz	173.6	174.8	-
Lower -1dB frequency	MHz	-	99.5	102.7
Upper -40dB frequency	MHz	-	182.8	184
Lower -40dB frequency	MHz	92	94.2	-
Ultimate rejection	dB	35	39	
Passband Ripple in 1.25 MHz BW	dB	-	0.35	0.5
Passband Ripple to 1dB frequencies	dB	-	1.0	1.5
Temperature Coefficient	ppm/°C	-	-72	-
Source Impedance (Balanced)	Ohm	-	50	-
Load Impedance (Balanced)	Ohm	-	50	-

SAW Filter 138.0MHz
Part No: MP01882

Model: TB0614A
REV. NO.: 1

C. FREQUENCY CHARACTERISTICS:

(1) Narrow band Response:(span 200MHz)

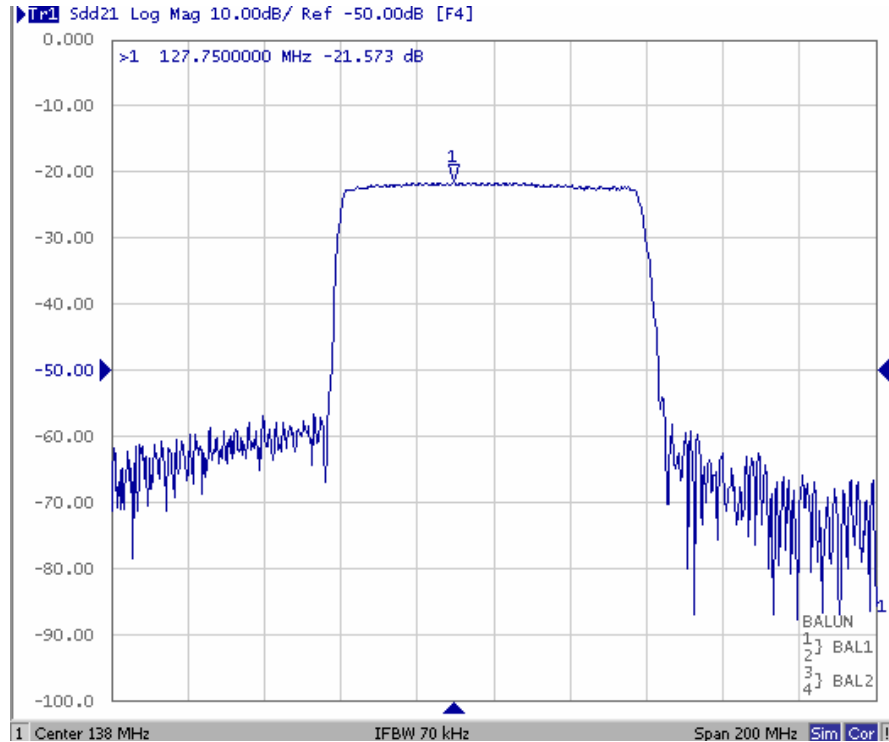


Fig1. Horizontal: 20MHz/Div Vertical: 10dB/Div

(2) Pass band Response and Group Time Delay response:

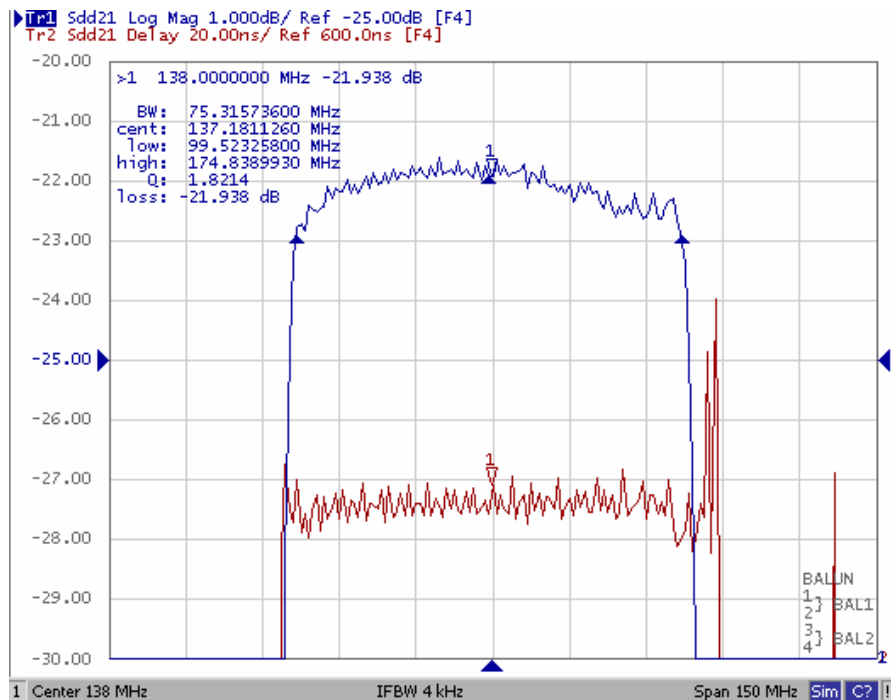


Fig2. Horizontal: 15MHz/Div Vertical: 1dB/Div. Vertical: 20ns/Div

SAW Filter 138.0MHz
Part No: MP01882

Model: TB0614A
REV. NO.: 1

(3) Wide band Response:(span 600MHz)

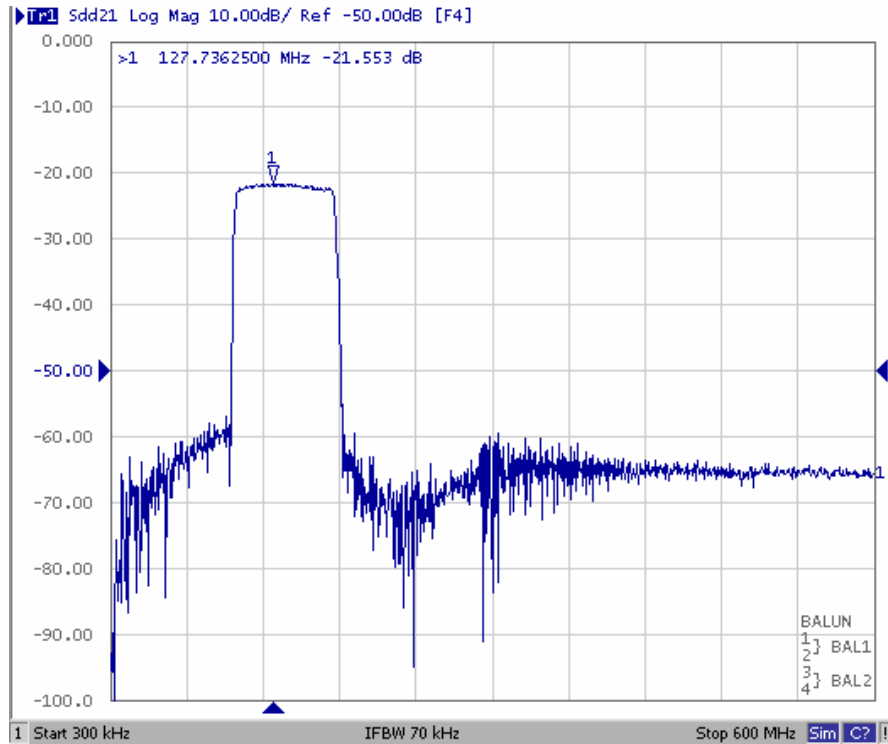


Fig3. Horizontal: 60MHz/Div Vertical: 10dB/Div

(4) Return Loss Response:(span 200MHz)

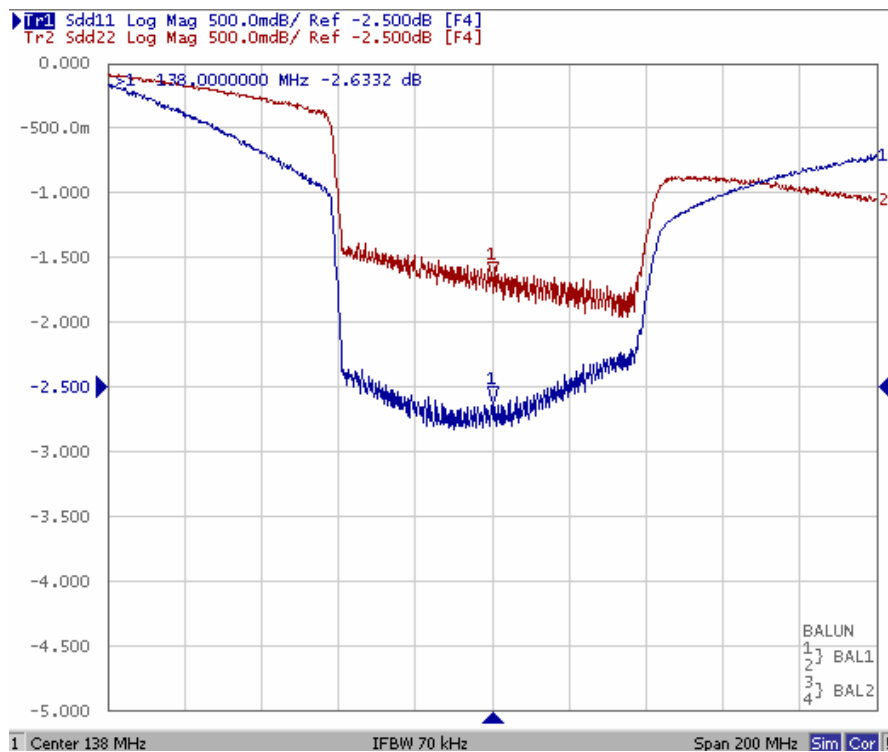
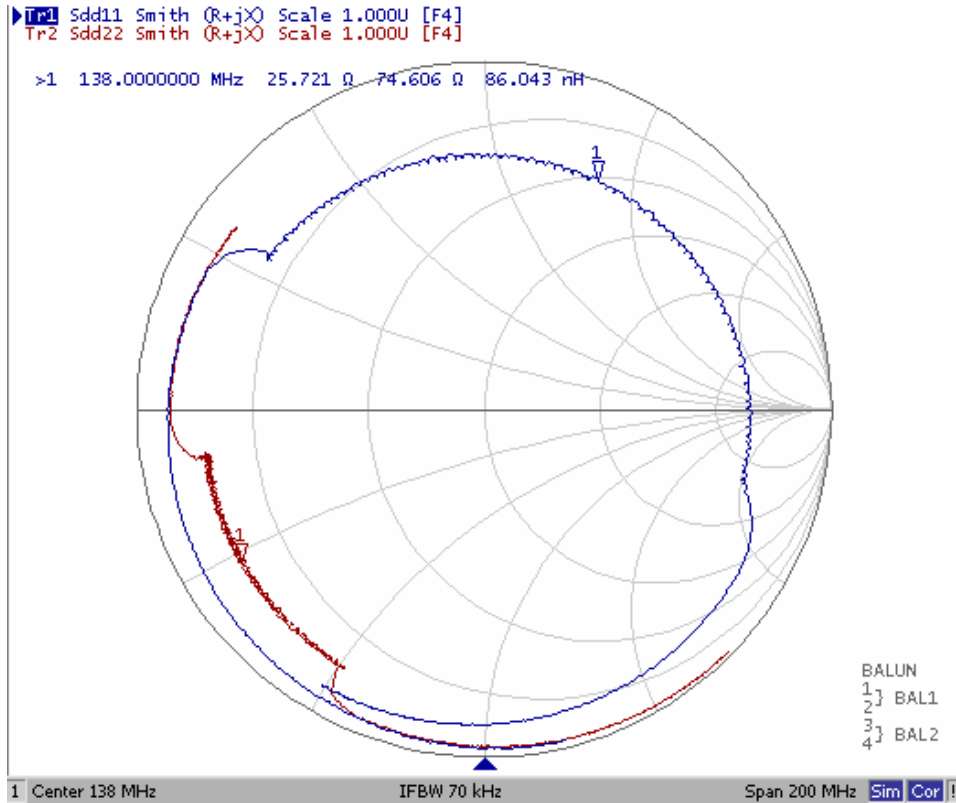


Fig4. Horizontal: 20MHz/Div Vertical: 0.5dB/Div

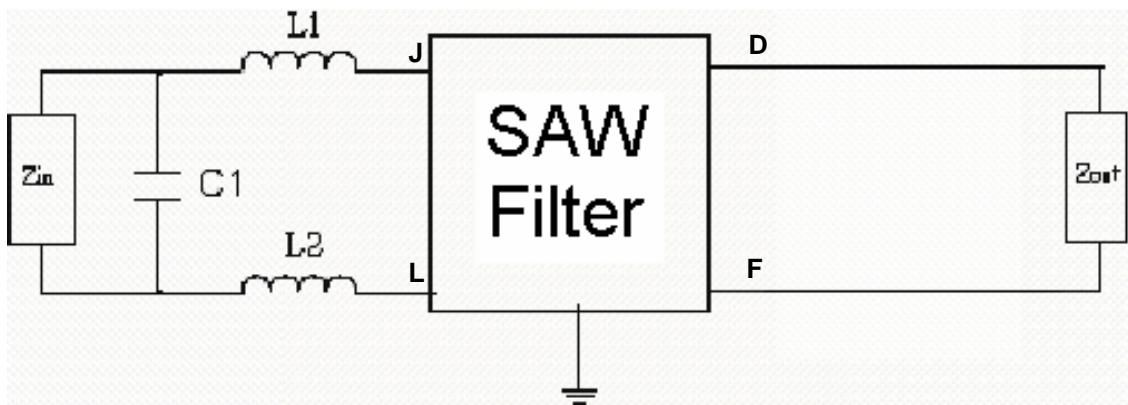
SAW Filter 138.0MHz
Part No: MP01882

Model: TB0614A
REV. NO.: 1

(5) Smith Chart:



D. Matching Circuit:



L1=L2=27nH C1=18pF
Zin=50ohm Zout=50ohm

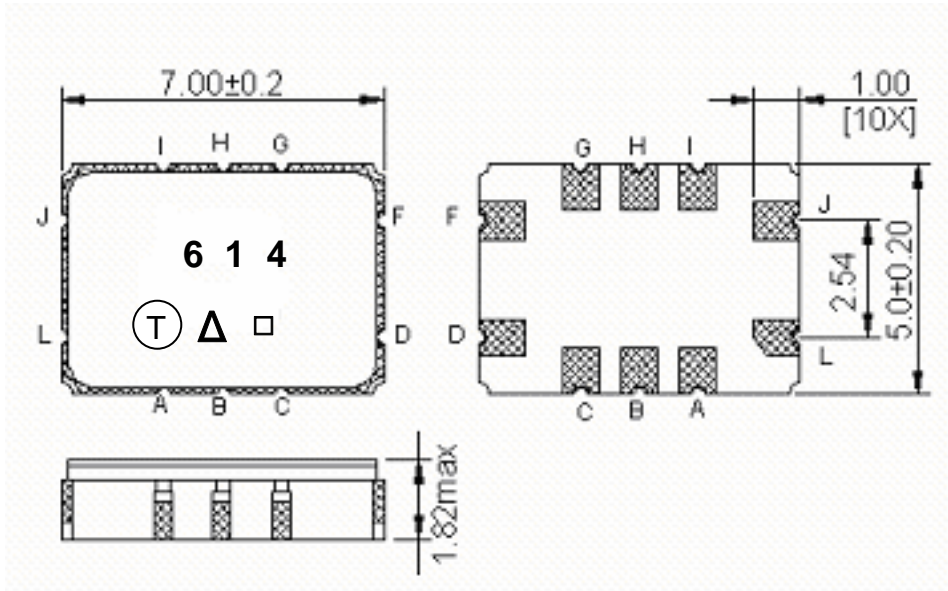
SAW Filter 138.0MHz

Model: TB0614A

Part No: MP01882

REV. NO.: 1

E. OUTLINE DRAWING:



- Pin J –RF input
 - Pin L –RF balance input or to be ground
 - Pin D –RF output
 - Pin F –RF balance output or to be ground
 - Pin A,B,C,G,H,I - Ground
- Unit : mm

SAW Filter 138.0MHz

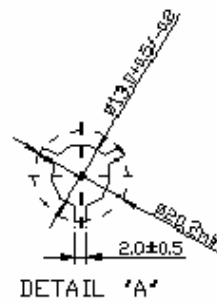
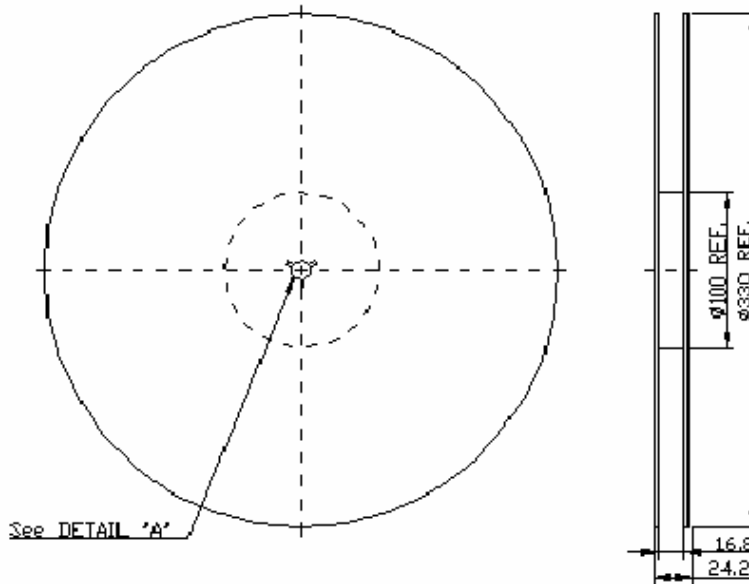
Model: TB0614A

Part No: MP01882

REV. NO.: 1

F. PACKING:

1. REEL DIMENSION



2. TAPE DIMENSION

