

**SAW Filter 868.30MHz**

**Model: TA0659A**

**Part No: MP01916**

**REV. NO.:1**

**A. MAXIMUM RATING:**

1. Input Power Level: 10 dBm
2. DC voltage: 0 V
3. Operating Temperature: -45°C to +90°C
4. Storage Temperature: -45°C to +90°C

**B. ELECTRICAL CHARACTERISTICS:**

Reference temperature: 25°C

Item	Min.	Typ.	Max.	Note
Center frequency $F_c$ (MHz)	-	868.30	-	1
Minimum I.L. (dB) $IL_{min}$	-	2.9	4.2	
Pass band (relative to $IL_{min}$ )				
868~868.78 MHz (dB)	-	1.0	3.0	1
867.9~868.88 MHz (dB)	-	1.5	6.0	
Pass bandwidth (relative to $IL_{min}$ ) $BW_3$ (KHz)	-	1500	-	
Attenuation:( relative to $IL_{min}$ ) (dB )				
10~700 MHz (dB )	50	55	-	
700~830 MHz (dB )	40	45	-	
830~850 MHz (dB )	35	40	-	
850~865.02 MHz (dB )	25	28	-	1
871~874.5 MHz (dB )	15	20	-	
874.5~883 MHz (dB )	19	23	-	
883~900 MHz (dB )	30	35	-	
900~1000 MHz (dB )	40	45	-	
Impedance at $F_c$ ; Input $Z_{IN}=R_{IN}/C_{IN}$ Output $Z_{OUT}=R_{OUT}/C_{OUT}$	117Ω // 3.7 pF 117Ω // 3.7 pF			

Note1. The standard definitions is in JIS C 6703

**SAW Filter 868.30MHz**

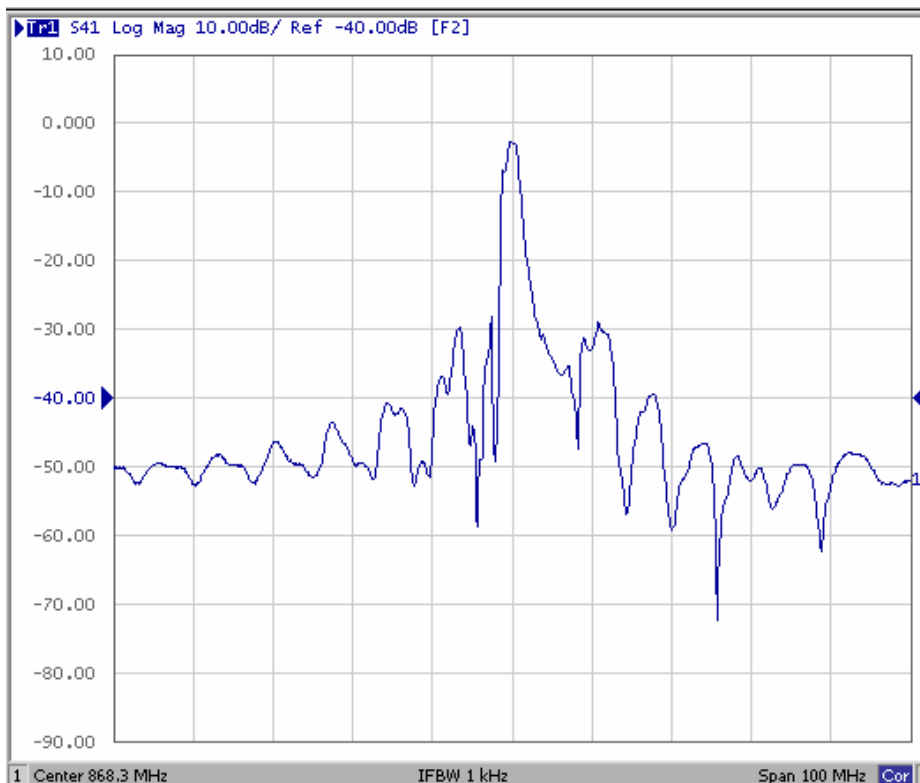
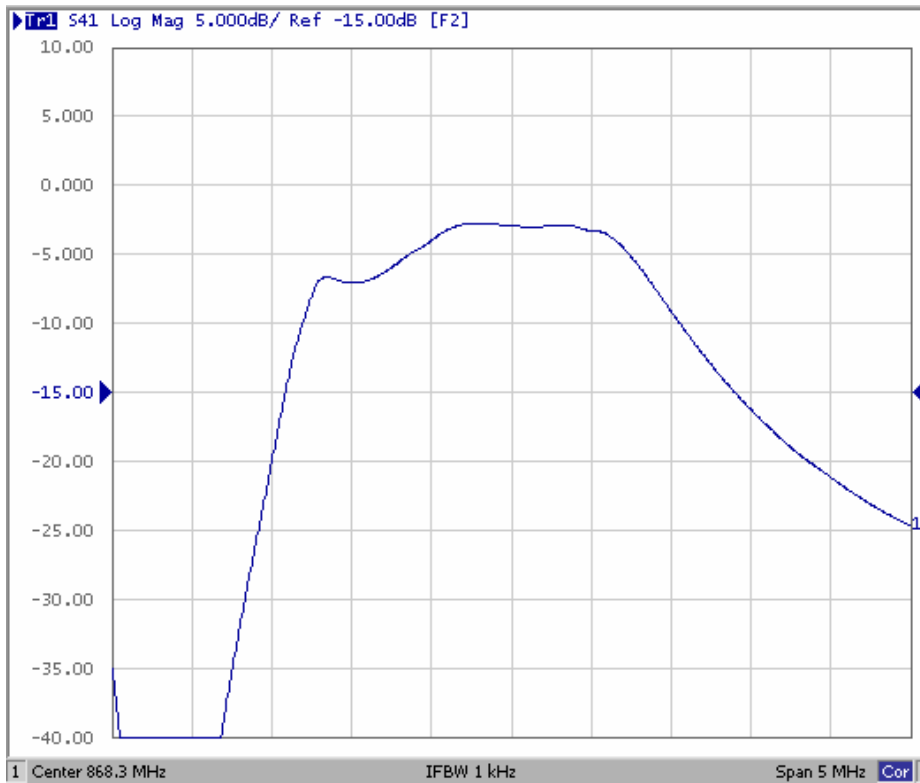
**Model: TA0659A**

**Part No: MP01916**

**REV. NO.:1**

**C. FREQUENCY CHARACTERISTICS:**

The response included the loss of matching circuit.



**SAW Filter 868.30MHz**

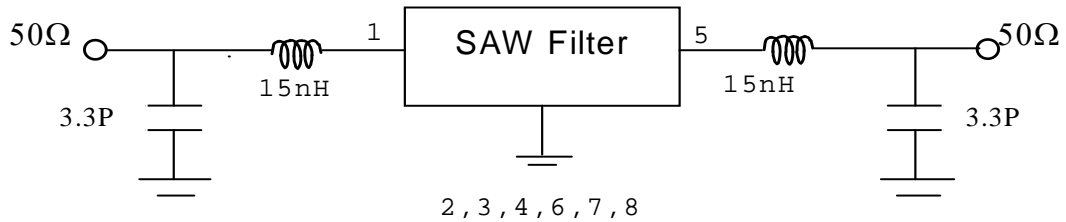
**Model: TA0659A**

**Part No: MP01916**

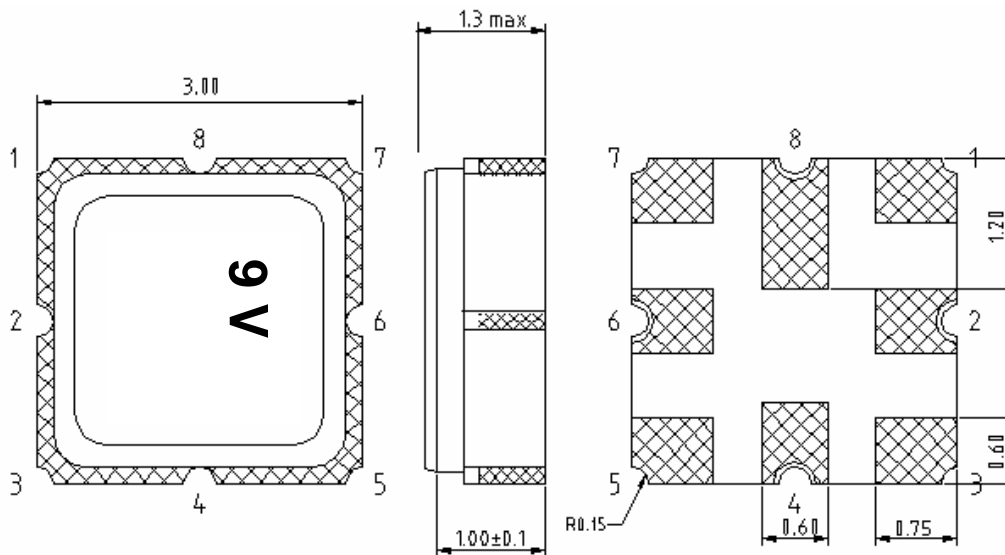
**REV. NO.:1**

**D. MEASUREMENT CIRCUIT:**

HP Network analyzer



**E. OUTLINE DRAWING:**



- 1: Input or Input ground
  - 2: Input ground or Input
  - 5: Output or Output ground
  - 6: Output ground or Output
  - 3,4,7,8: Ground
- Unit: mm

**SAW Filter 868.30MHz**

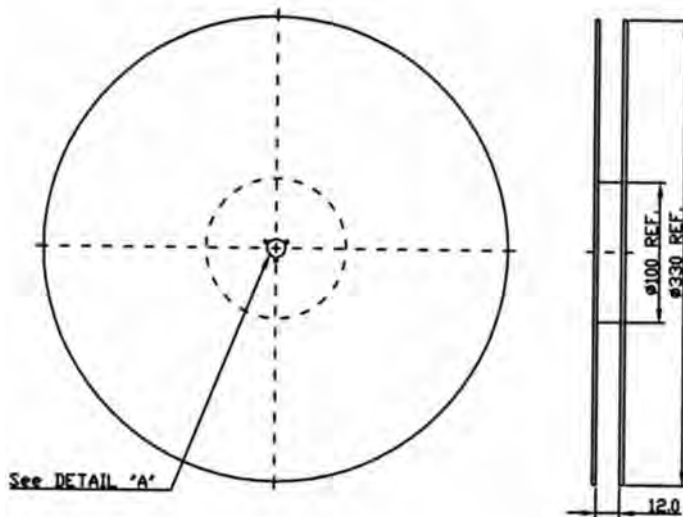
**Model: TA0659A**

**Part No: MP01916**

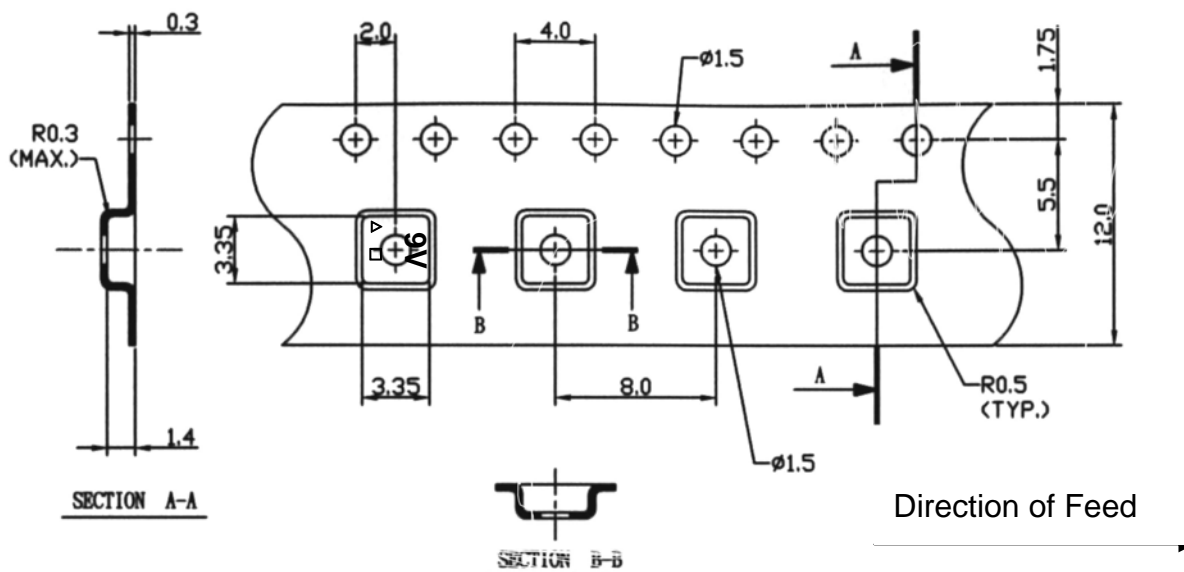
**REV. NO.:1**

**F. PACKING:**

**1. REEL DIMENSION**



**2. TAPE DIMENSION**



**SAW Filter 868.30MHz**

**Model: TA0659A**

**Part No: MP01916**

**REV. NO.:1**

**G. RECOMMENDED REFLOW PROFILE:**

