

SAW Filter 403.50MHz

Model: TA0520A

Part No: MP02229

REV NO.: 1

A. MAXIMUM RATING:

1. Input Power Level: 15 dBm
2. DC voltage: 3 V
3. Operating Temperature: -10°C to 60°C
4. Storage Temperature: -40°C to +85°C

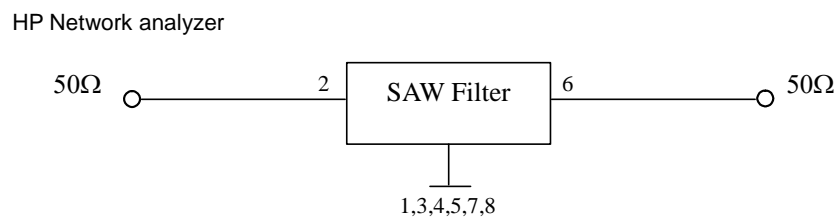
B. ELECTRICAL CHARACTERISTICS:

Item		Min.	Typical	Max.
Center frequency	F _c MH	-	403.5	-
Minimum Insertion loss 402 ~ 405 MHz	IL _{min} dB	-	1.6	2.5
Passband Ripple 402 ~ 405 MHz		-	0.5	1.25
3dB Bandwidth	BW _{-3dB} MHz	3	7.5	-
Attenuation (Reference level from IL _{min} dB)				
358.5	MHz dB	40	65	-
358.5~384.0	MHz dB	35	50	-
415.0~423.0	MHz dB	25	35	-
423.0~503.0	MHz dB	40	51	-
Temperature coefficient of frequency	ppm/k		-37	
Source impedance	Z _s Ω	-	50	-
Load impedance	Z _L Ω	-	50	-

Note1: IL_{min} is the minimum of the pass band attenuation. The center frequency F_c is the mean value of the upper and lower frequencies at the 3dB filter attenuation level relative to the IL_{min}.

Note2: The room temperature, Tr, is 25°C. FTC is temperature coefficient of frequency. The nominal frequency at temperature, Tc, may be calculated from $f = F_c [1 - FTC(T_r - T_c)]$.

C. MEASUREMENT CIRCUIT:



SAW Filter 403.50MHz

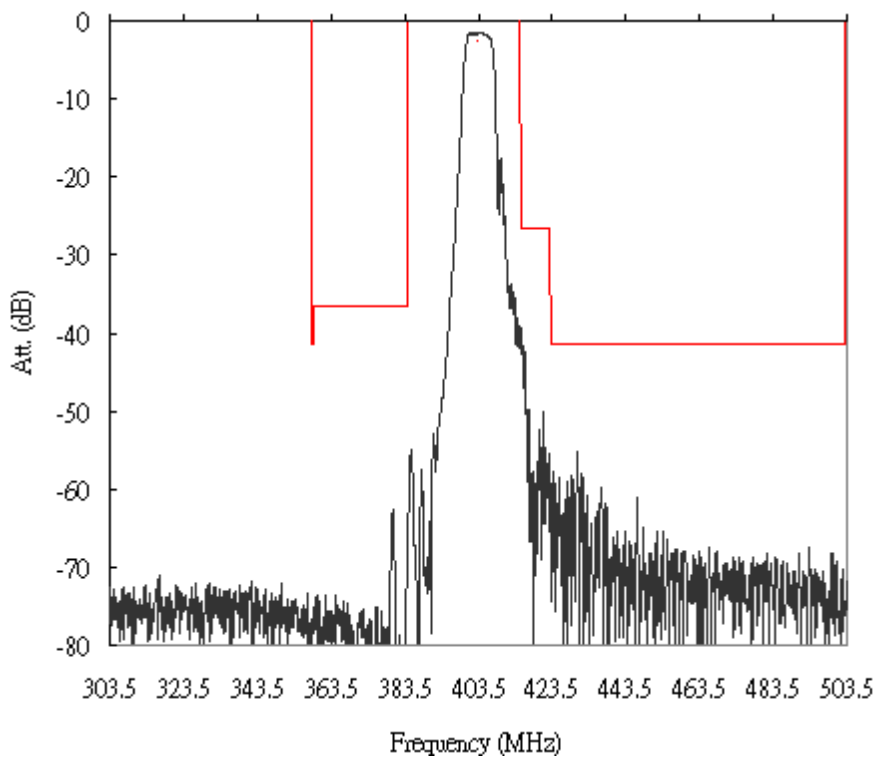
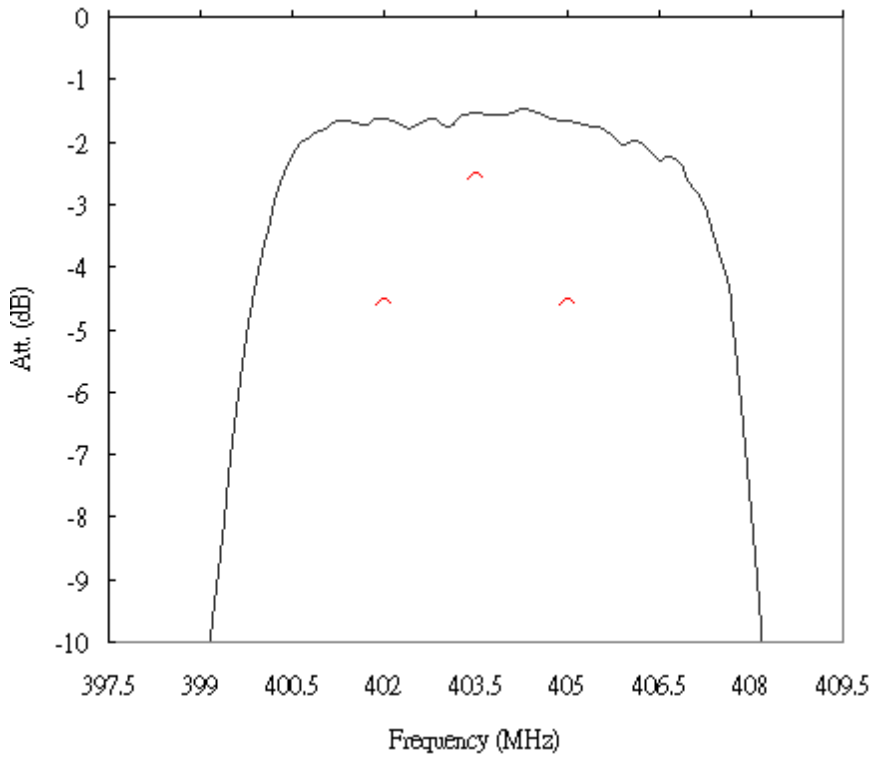
Model: TA0520A

Part No: MP02229

REV NO.: 1

D. FREQUENCY CHARACTERISTICS:

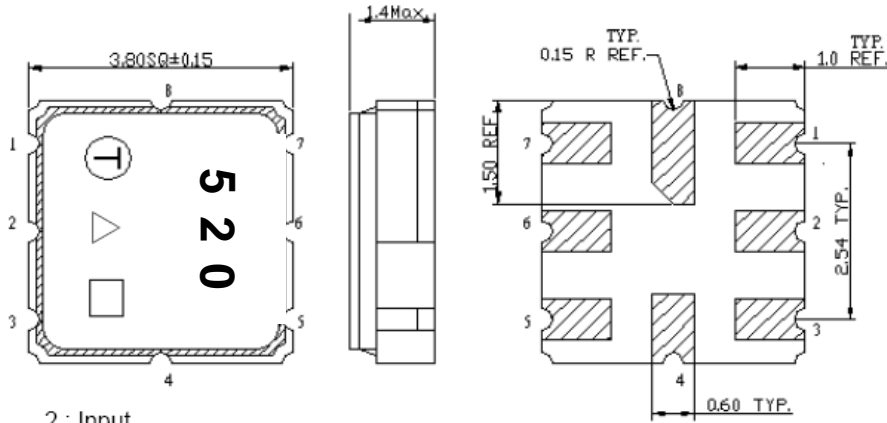
Transfer Function



SAW Filter 403.50MHz
Part No: MP02229

Model: TA0520A
REV NO.: 1

E. OUTLINE DRAWING:

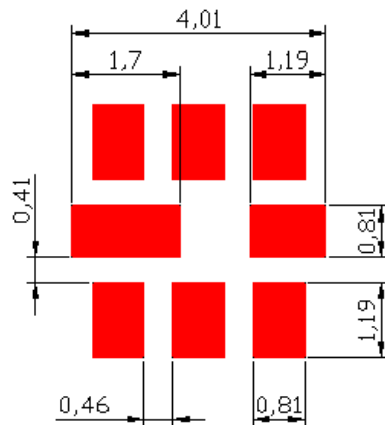


- 2 : Input
- 6: Output
- 1,3,4,5,7,8: Ground
- △ : Year Code
- : Date Code (W01->A, W02->B,...,W52->z)

△ Product Year Code

Year	2007 2009 2011	2008 2010 2012
Product Code	A	a

F. PCB FOOTPRINT:



SAW Filter 403.50MHz

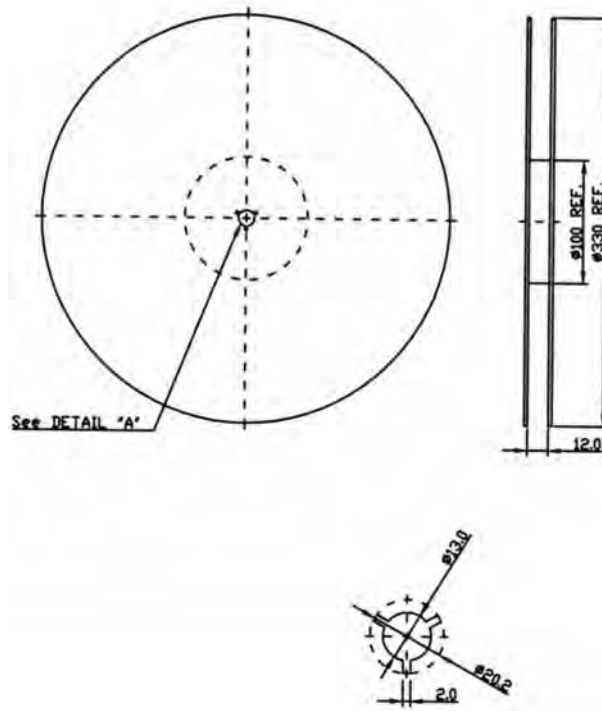
Model: TA0520A

Part No: MP02229

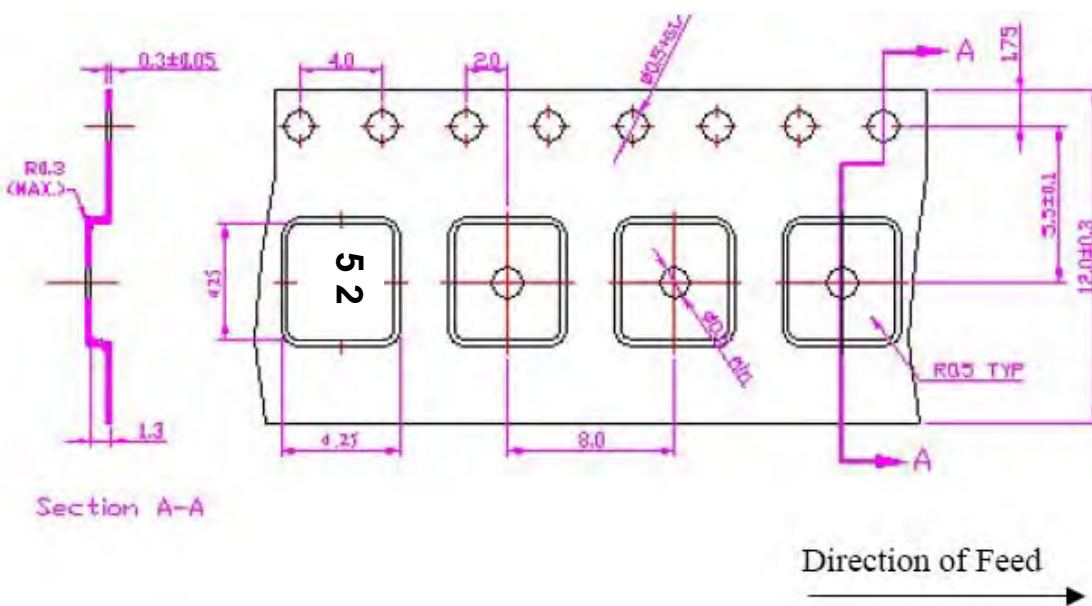
REV NO.: 1

G. PACKING:

1. REEL DIMENSION



2. TAPE DIMENSION



SAW Filter 403.50MHz

Model: TA0520A

Part No: MP02229

REV NO.: 1

H. RECOMMENDED REFLOW PROFILE:

