

SAW Filter 1220MHz

Model: TA0786A

Part No: MP02309

Rev No: 1

A. MAXIMUM RATING:

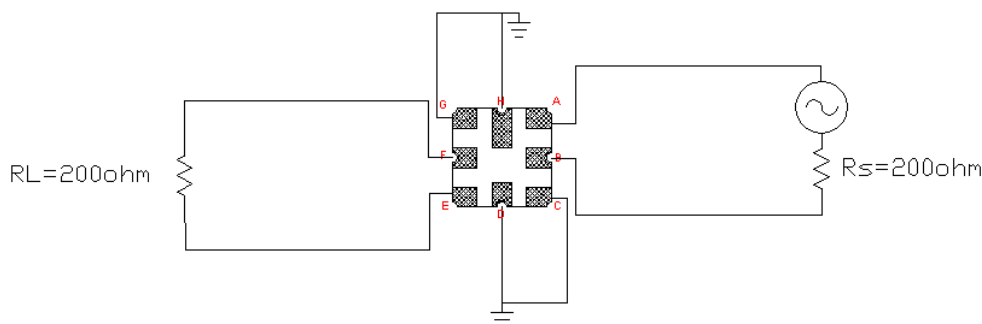
1. Operating Temperature: -40°C to +85°C
2. Storage Temperature: -40°C to +85°C

B. ELECTRICAL CHARACTERISTICS:

1. Balanced to balanced operation
2. Terminating source impedance: $Z_S = 200\Omega$
3. Terminating load impedance: $Z_L = 200\Omega$

Characteristics	Value			Note
	Min.	Typ.	Max.	
Center frequency Fc MHz	-	1220	-	-
Insertion loss 1215 ~ 1225MHz IL dB	-	3.4	5.3	-
Low 1.5 dB Bandedge MHz	-	1209.7	1215	
Upper 1.5 dB Bandedge MHz	1225	1229.3	-	
Ripple 1215 ~ 1225MHz dB	-	0.6	1.5	-
Attenuation: (Reference level from 0 dB)				
500.Fc -91MHz dB	50	57	-	-
Fc -91 Fc -85MHz dB	50	57	-	-
Fc -76 Fc -68MHz dB	46	57	-	-
Fc -88MHz dB	50	57	-	-
Fc -72MHz dB	48	57	-	-
Fc -44MHz dB	50	56	-	-
Fc -36MHz dB	46	55	-	-
Fc +70 2000 MHz dB	50	55	-	-
Group delay ripple (p-p) (1215 ~ 1225MHz) nS	-	9	-	

C. MEASUREMENT CIRCUIT:



SAW Filter 1220MHz
Part No: MP02309

Model: TA0786A
Rev No: 1

D. FREQUENCY CHARACTERISTICS:

1. Sdd21 Response

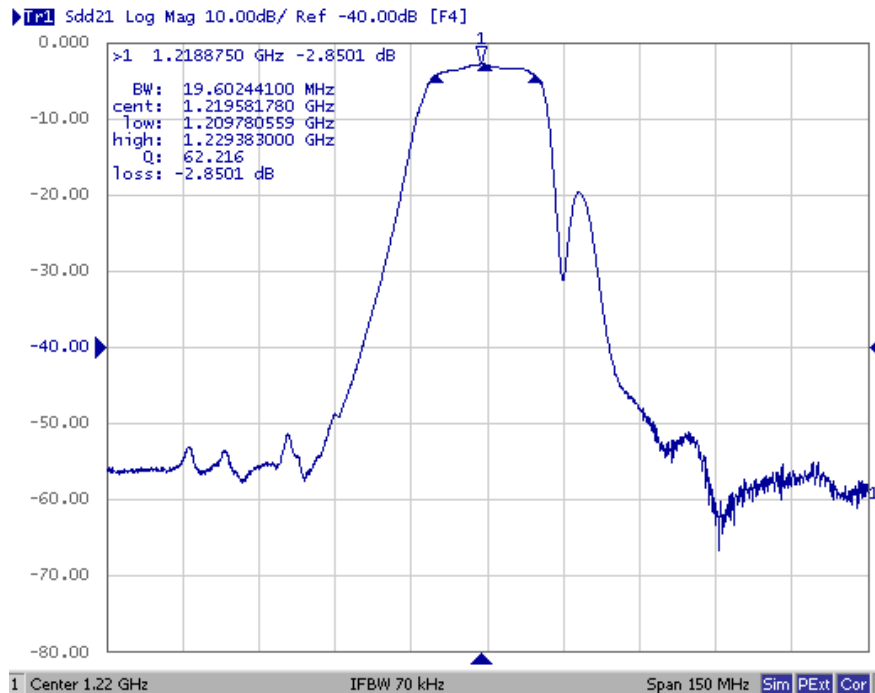


Fig. 1. Horizontal: 15MHz / Div, Vertical: 10dB / Div

2. Sdd21 Response (inband)

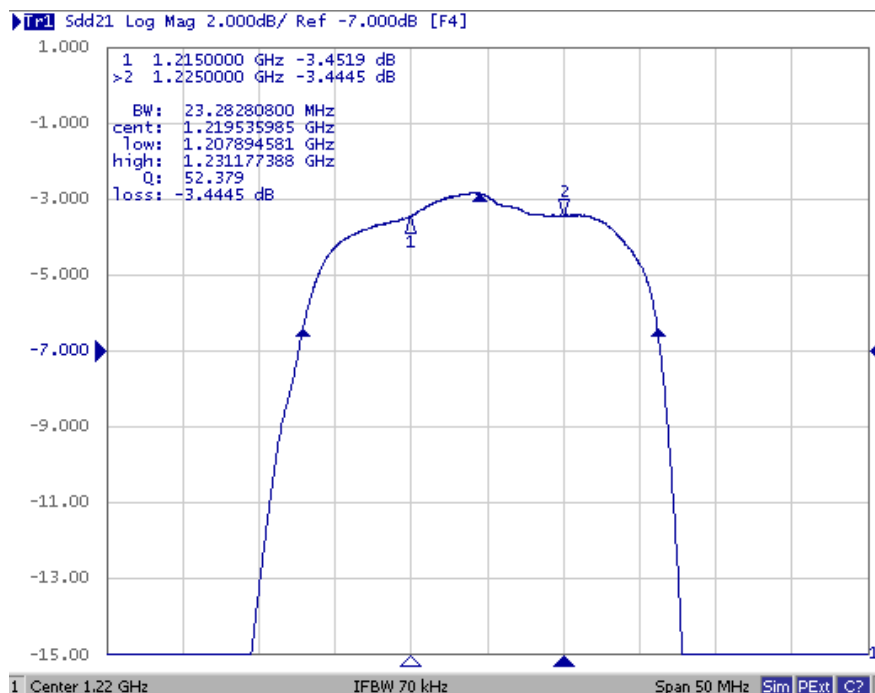


Fig. 2. Horizontal: 5MHz / Div, Vertical: 2dB / Div

SAW Filter 1220MHz
Part No: MP02309

Model: TA0786A
Rev No: 1

3. Sdd21 Response (wideband)

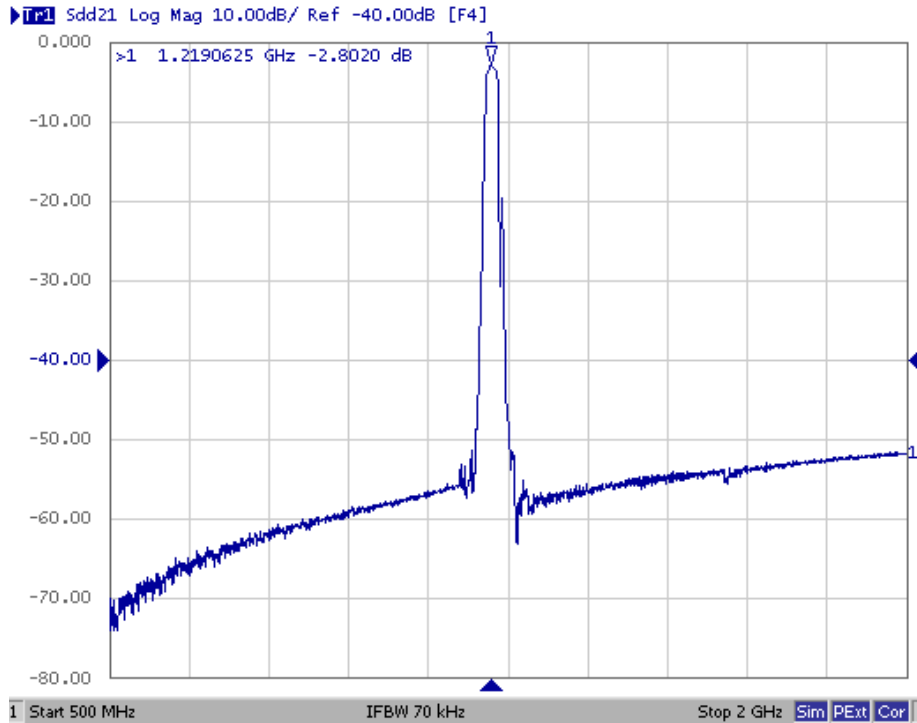
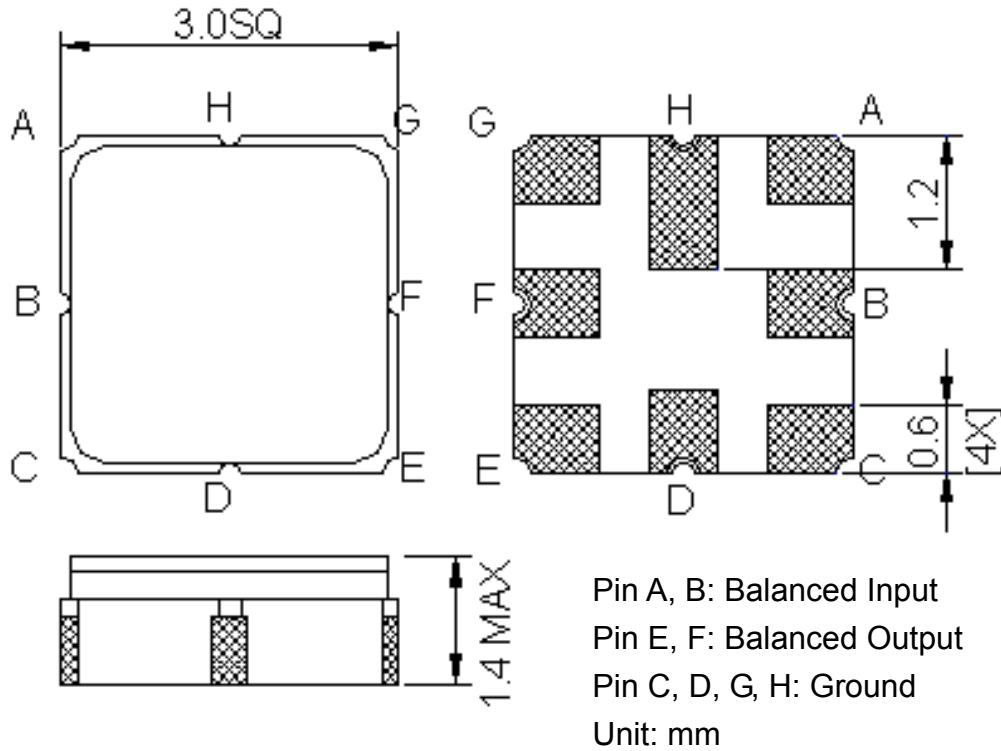


Fig. 3. Horizontal: 500MHz ~ 2GHz Vertical: 10dB / Div

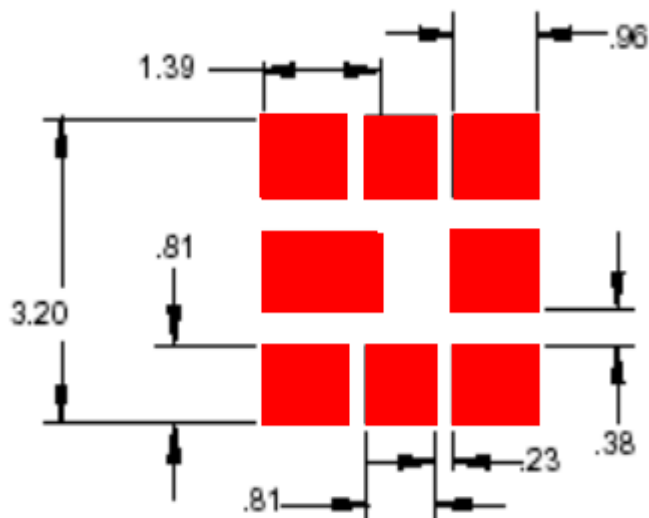
SAW Filter 1220MHz
Part No: MP02309

Model: TA0786A
Rev No: 1

E. OUTLINE DRAWING:



F. PCB FOOTPRINT:

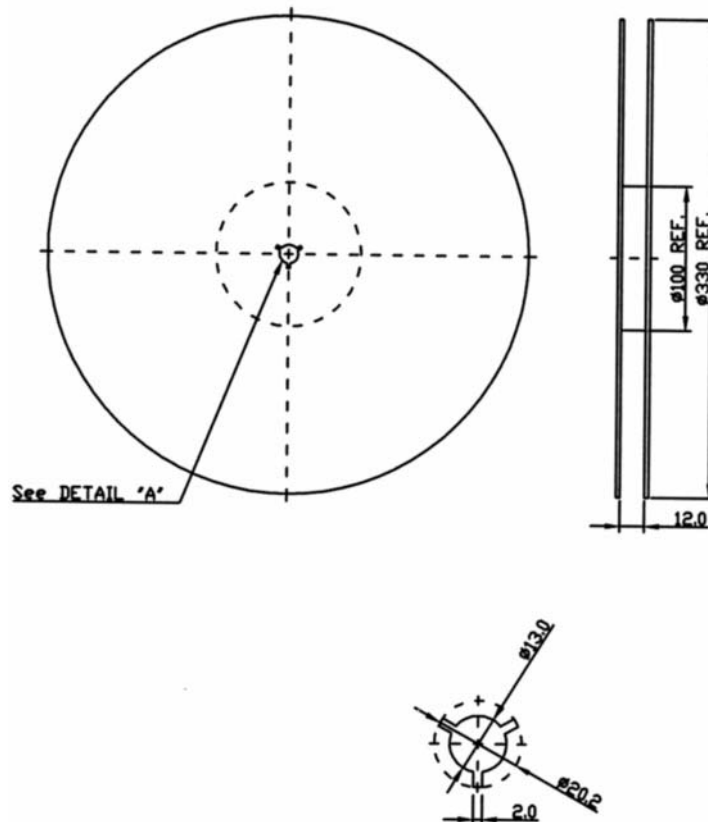


SAW Filter 1220MHz
Part No: MP02309

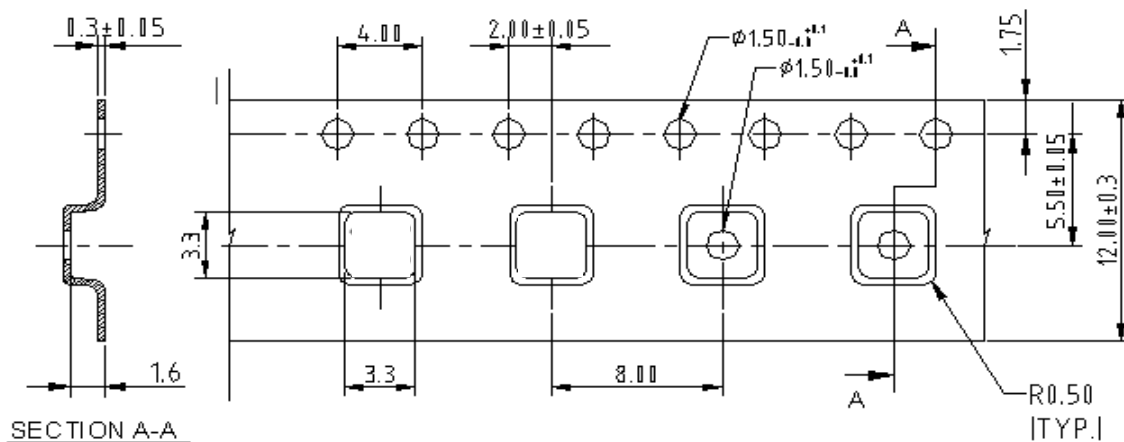
Model: TA0786A
Rev No: 1

G. PACKING:

1. Reel Dimension



2. Tape Dimension



SAW Filter 1220MHz
Part No: MP02309

Model: TA0786A
Rev No: 1

H. RECOMMENDED REFLOW PROFILE:

