

SAW Filter: 329.5MHz
Part No: MP02960

Model: TB0626A
Rev No: 2

A. MAXIMUM RATING:

1. Operating Temperature: -30°C ~ 80°C
2. Storage Temperature: -40°C ~ +85°C

B. CHARACTERISTICS:

Ambient Temperature: 25°C

Item	Unit	Min.	Typ.	Max.
Center frequency Fc	MHz	-	329.5	-
Minimum Insertion Loss IL	dB	-	12.9	17.0
2dB Lower Frequency	MHz		321.1	322.0
2dB Upper Frequency	MHz	337.0	338.6	-
2dB Bandwidth	MHz	15.0	17.5	-
40dB Lower Frequency	MHz	317.0	318.7	-
40dB Upper Frequency	MHz		341.3	342.0
40dB Bandwidth	MHz	-	22.7	-
Input VSWR (322 - 337MHz)	-	-	1.4	2.0
Output VSWR (322 - 337MHz)	-	-	1.3	2.0
Group Delay ripple (322 - 337MHz)	nS	-	86	120
Amplitude ripple (327 - 332MHz)	dB	-	0.6	1.0
Attenuation:(Reference level from Min IL)				
10 ~ 279.5MHz	dB	50	60	-
279.5MHz ~ 309.5MHz	dB	45	53	-
349.5MHz ~ 379.5MHz	dB	45	50	-
379.5MHz ~ 450MHz	dB	50	60	-

SAW Filter: 329.5MHz
Part No: MP02960

Model: TB0626A
Rev No: 2

C. FREQUENCY CHARACTERISTICS:

1. S21 Response: (span 150MHz)

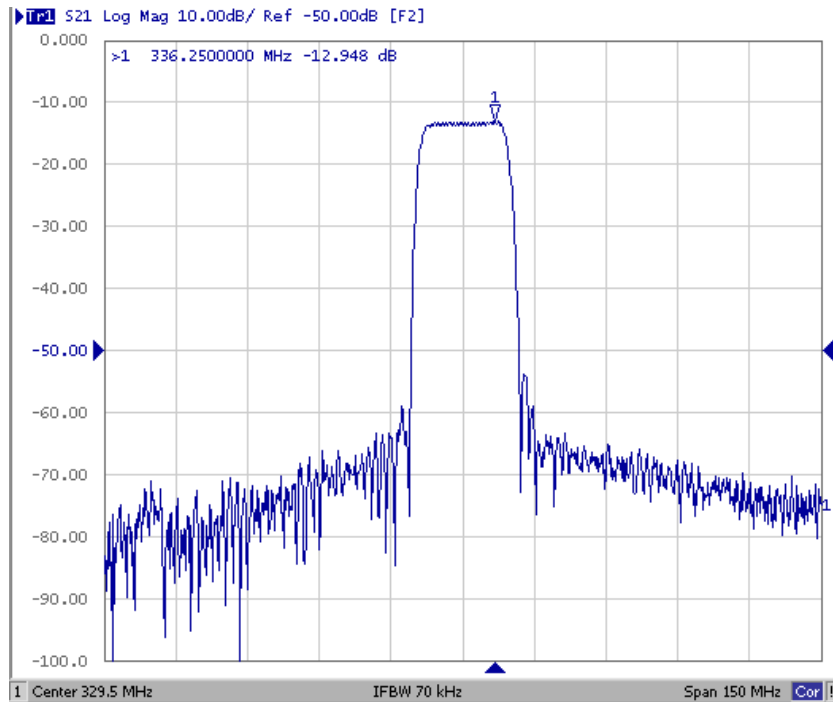


Fig 1. Horizontal: 15MHz/Div Vertical: 10dB/Div

2. S21 Response: (span 25MHz)

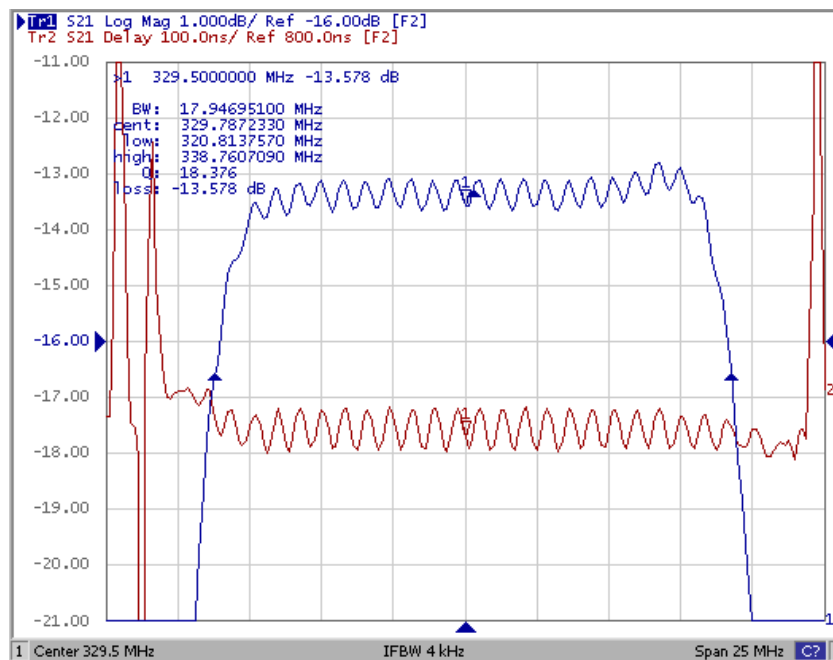
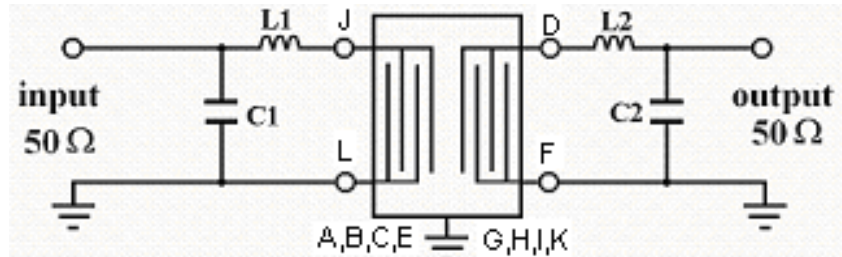


Fig 2. Horizontal: 2.5MHz/Div Vertical: 1dB/Div/Vertical: 100ns/Div

SAW Filter: 329.5MHz
Part No: MP02960

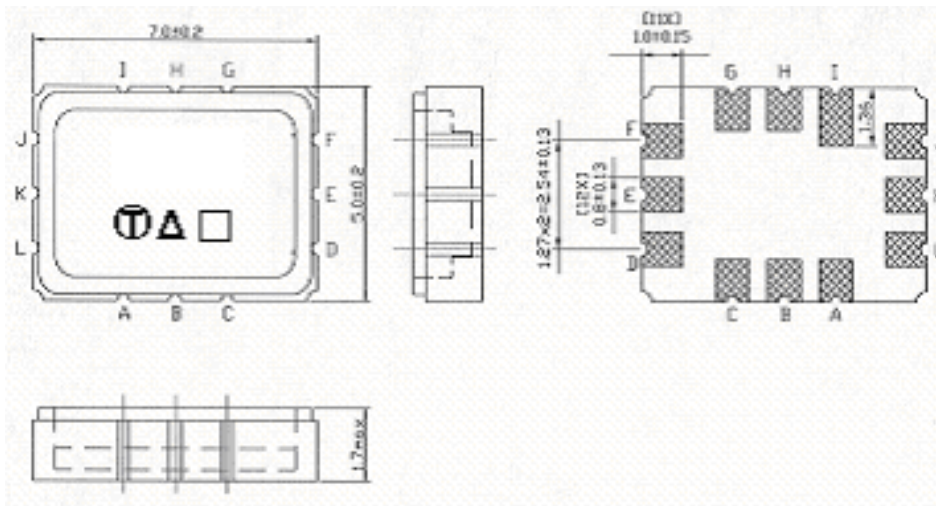
Model: TB0626A
Rev No: 2

D. TEST CIRCUIT:



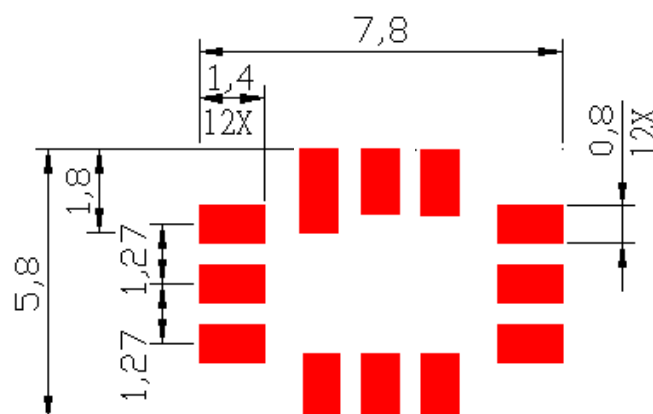
$L1 = 18\text{nH}$ $L2 = 18\text{nH}$ $C1 = 18\text{pF}$ $C2 = 22\text{pF}$

E. OUTLINE DRAWING:



Pin J: Unbalanced Input
 Pin D: Unbalanced Output
 Pin A, B, C, E, F, G, H, I, K, L: To be Ground
 Unit: mm

F. PCB FOOTPRINT:

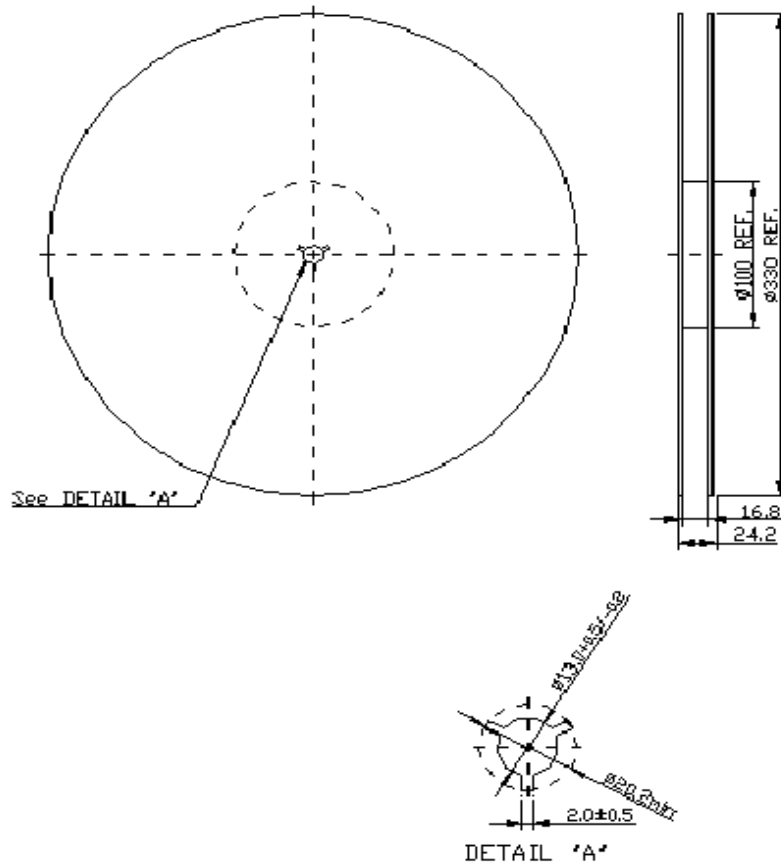


SAW Filter: 329.5MHz
Part No: MP02960

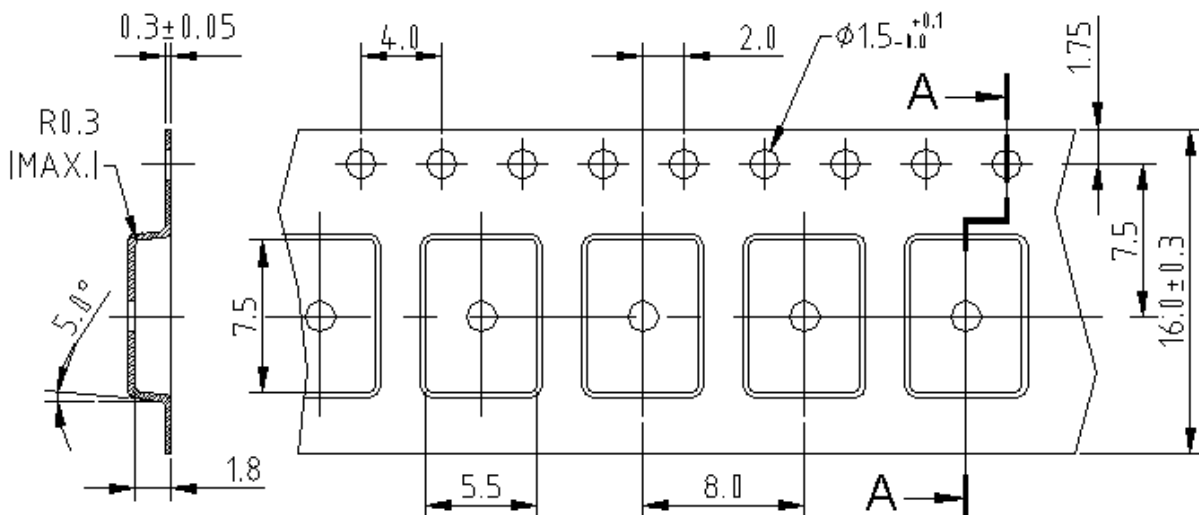
Model: TB0626A
Rev No: 2

G. PACKING:

1. REEL DIMENSION



2. TAPE DIMENSION



SAW Filter: 329.5MHz
Part No: MP02960

Model: TB0626A
Rev No: 2

H. RECOMMENDED REFLOW PROFILE:

