

**SAW Filter 2040.0MHz**  
**Part No: MP03211**

**Model: TA0892A**  
**Rev No: 2**

**A. MAXIMUM RATING:**

1. Input Power Level: 10dBm
2. DC Voltage: 3V
3. Operating Temperature: -40°C to +85°C
4. Storage Temperature: -50°C to +95°C

**B. ELECTRICAL CHARACTERISTICS:**

1. Terminating source impedance (differential):  $Z_S = 150\Omega // 18nH$
2. Terminating load impedance (differential):  $Z_L = 150\Omega // 18nH$

Item	Unit	Min.	Typ.	Max.	Note
Center Frequency Fc	MHz	-	2040	-	-
Bandwidth at -2dB	MHz	60	77	-	-
Insertion Loss in 2010 ~ 2070MHz	dB	-	3.3	5	-
Amplitude ripple (2010MHz ~ 2070MHz)	dB	-	1.4	2	-
Phase error (2010MHz ~ 2070MHz) (3)	deg	-	2.5	5	-
I/O VSWR (2010MHz ~ 2070MHz)		-	1.9	2.5	-
CMDR (2010MHz ~ 2070MHz)	dB	23	27	-	-
<b>Attenuation (1)</b>					
50 ~ 1950MHz	dB	42	45	-	-
2130 ~ 3000MHz	dB	42	50	-	-
3000 ~ 4000MHz	dB	35	42	-	-
4000 ~ 6000MHz	dB	30	37	-	-

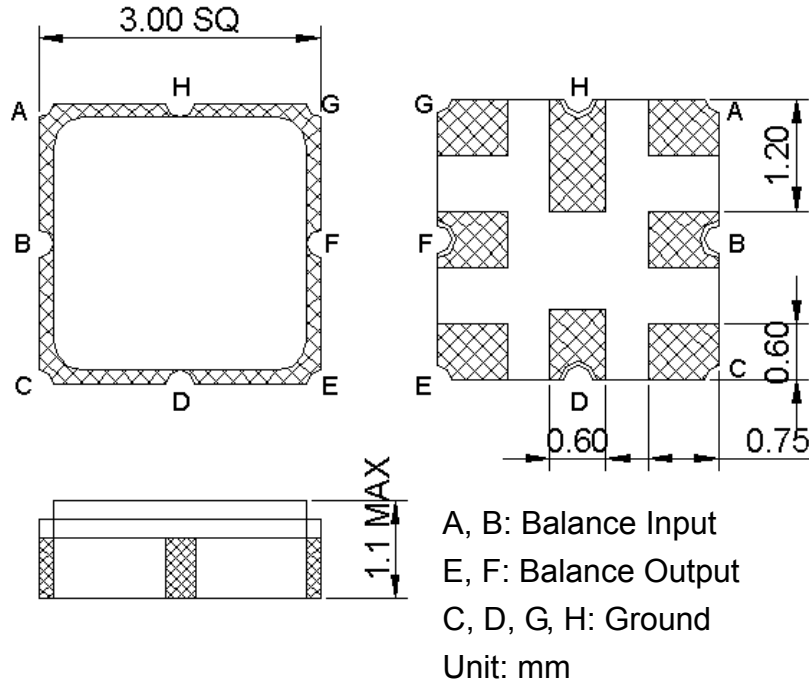
**Notes:**

1. The amplitude reference is insertion loss at Fc.
2. The amplitude ripple is defined as the max level - min level over any 36MHz block of the given bandwidth.
3. The phase error is measured over any 36MHz block of the given bandwidth.

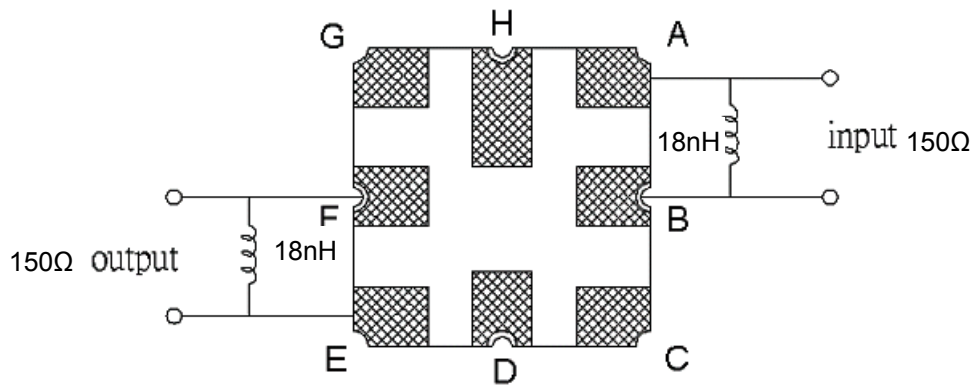
**SAW Filter 2040.0MHz**  
**Part No: MP03211**

**Model: TA0892A**  
**Rev No: 2**

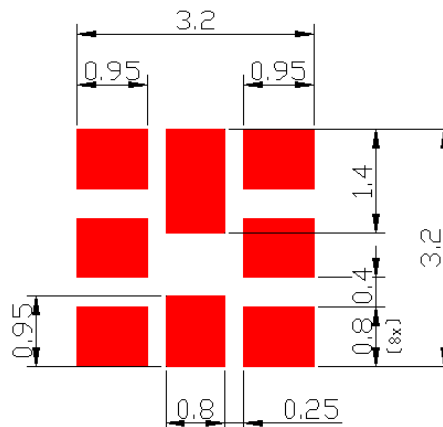
**C. OUTLINE DRAWING:**



**D. MEASUREMENT CIRCUIT:**



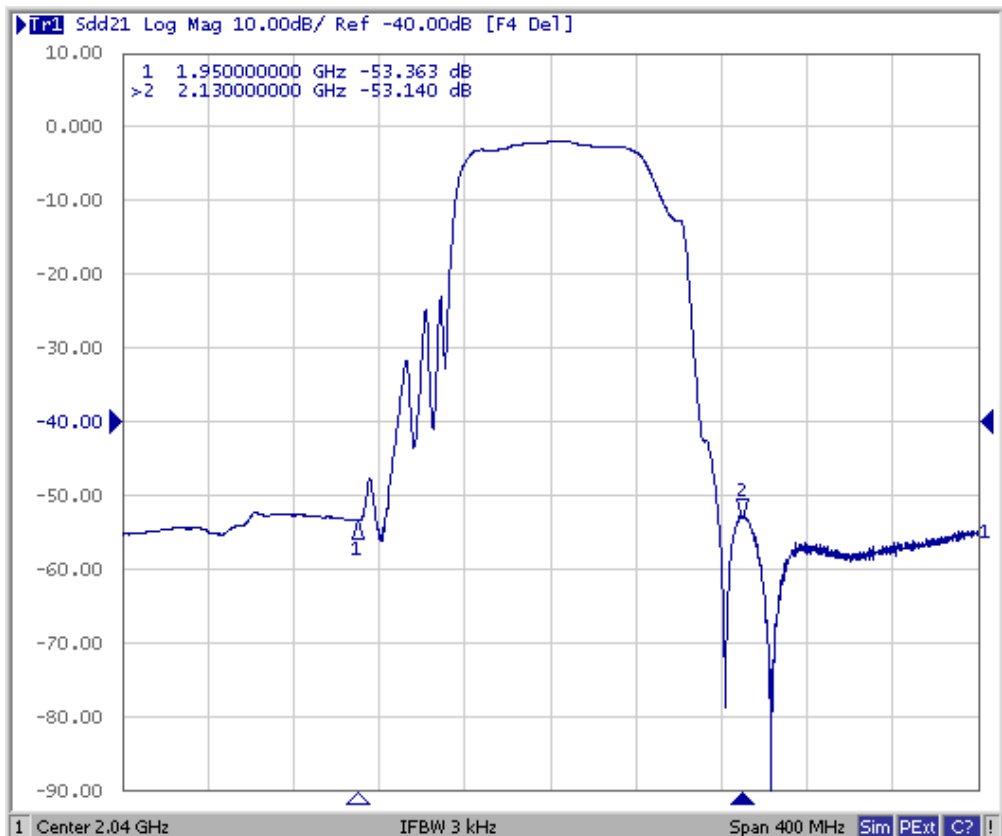
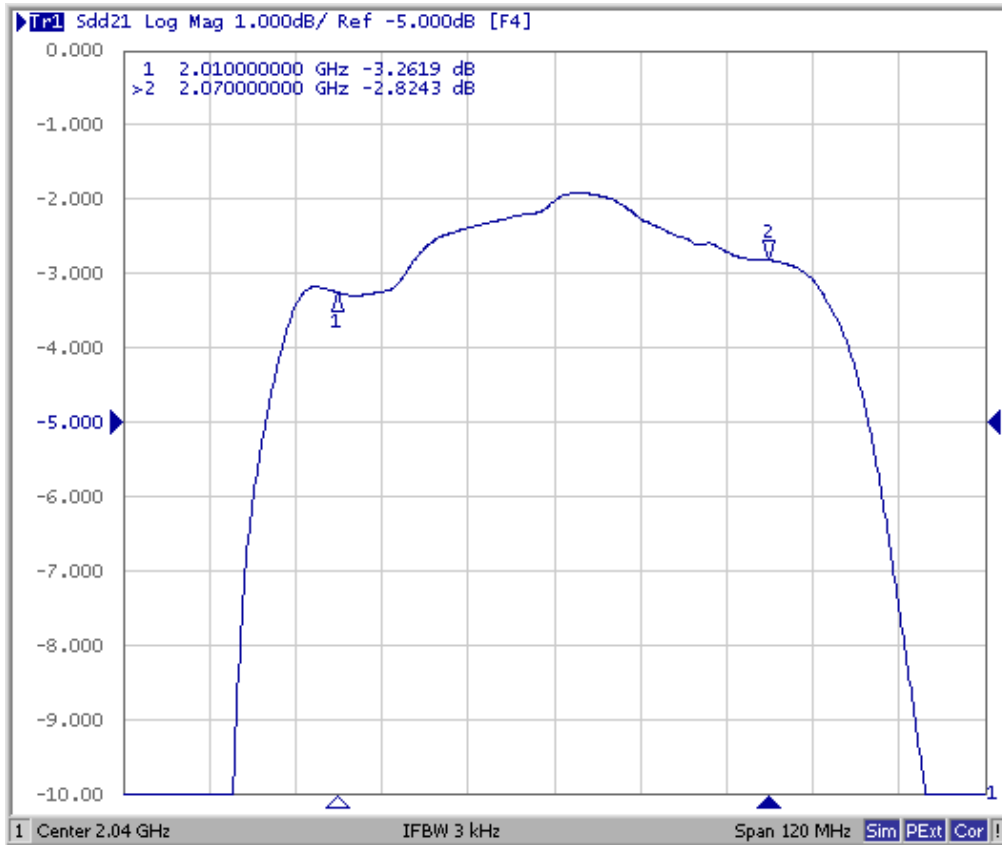
**E. PCB FOOTPRINT:**



**SAW Filter 2040.0MHz**  
**Part No: MP03211**

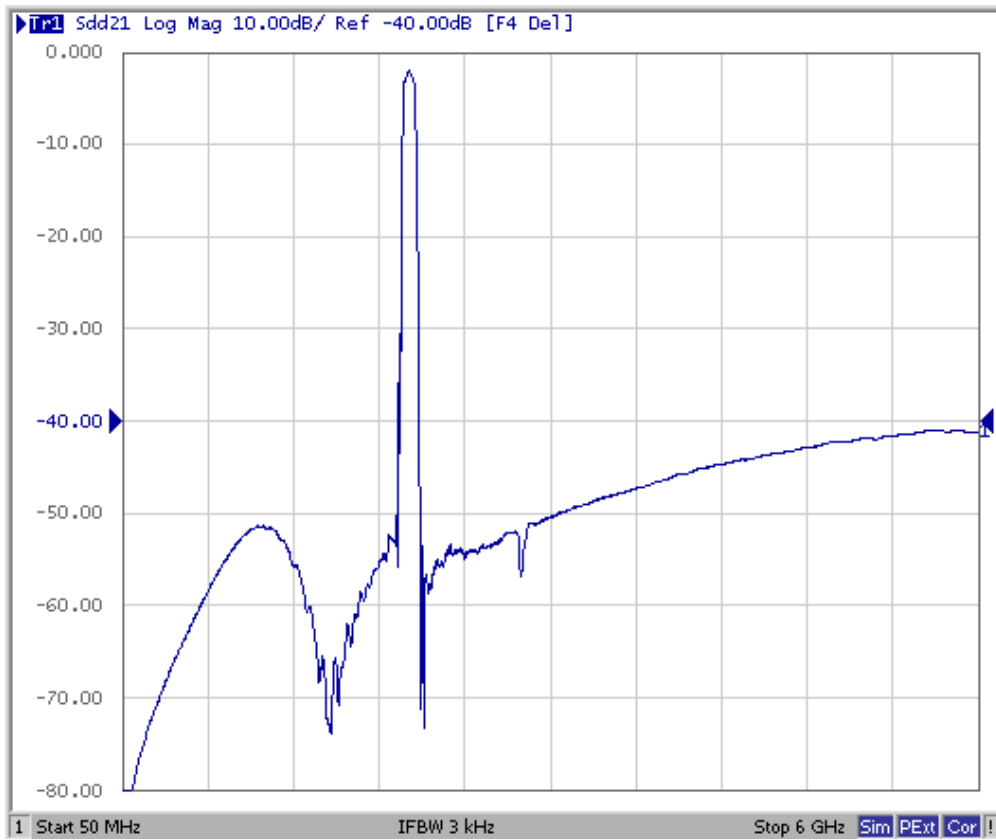
**Model: TA0892A**  
**Rev No: 2**

**F. FREQUENCY CHARACTERISTICS:**



**SAW Filter 2040.0MHz**  
**Part No: MP03211**

**Model: TA0892A**  
**Rev No: 2**

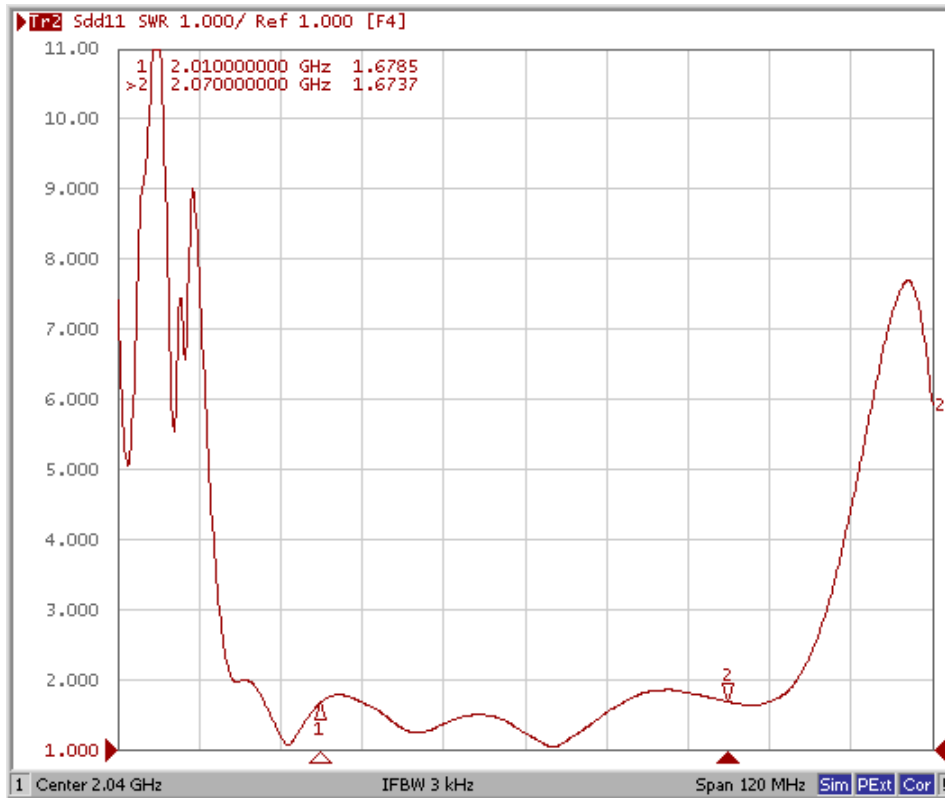


**SAW Filter 2040.0MHz**  
**Part No: MP03211**

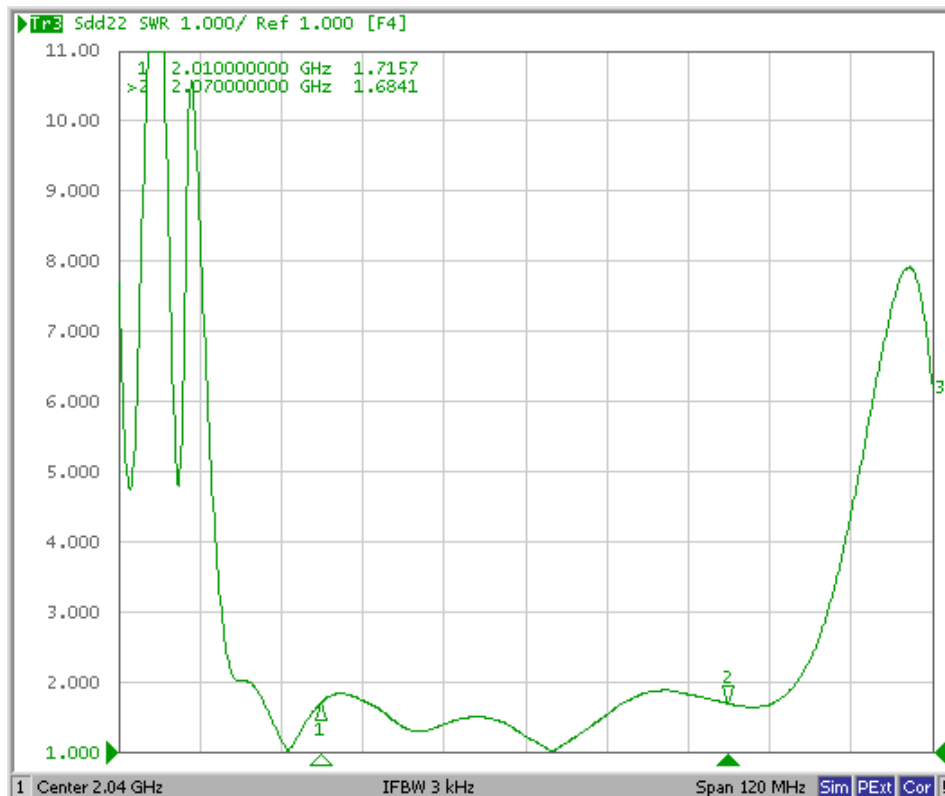
**Model: TA0892A**  
**Rev No: 2**

Reflection Functions

S11



S22





**SAW Filter 2040.0MHz**  
**Part No: MP03211**

**Model: TA0892A**  
**Rev No: 2**

**H. RECOMMENDED REFLOW PROFILE:**

