

**SAW Filter 1000.0MHz**  
**Part No: MP04734**

**Model: TA1483A**  
**Rev No: 1**

**A. MAXIMUM RATING:**

Electrostatic Sensitive Device

1. Input Power Level: 0dBm
2. DC Voltage: 5V
3. Operating Temperature: -30°C to +70°C
4. Storage Temperature: -40°C to +85°C

**B. ELECTRICAL CHARACTERISTICS:**

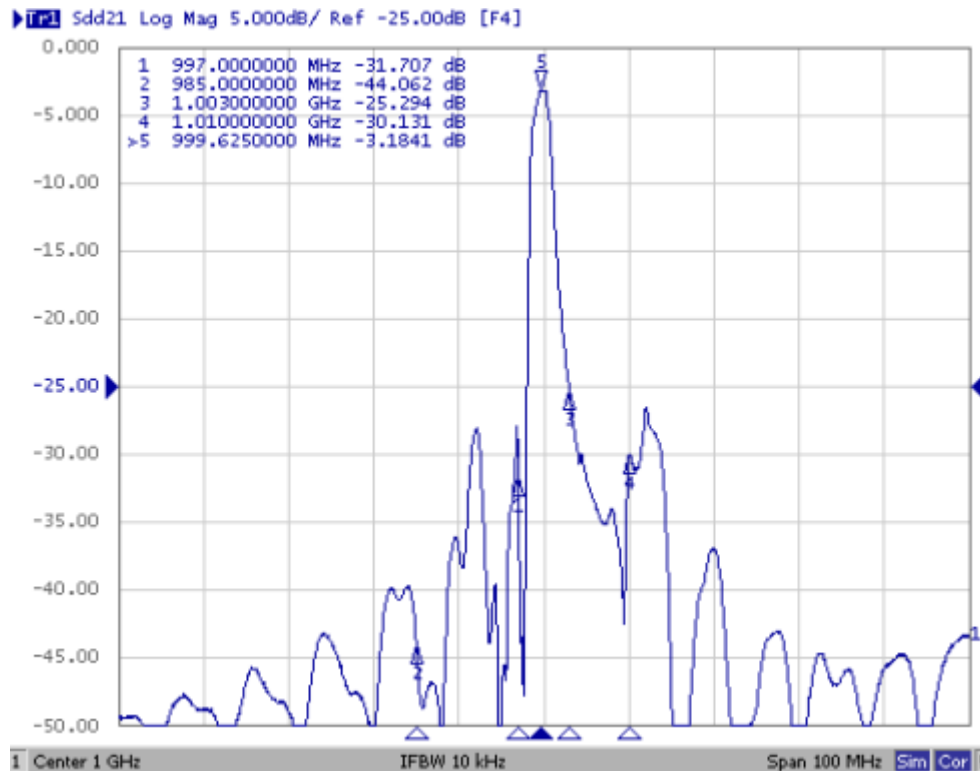
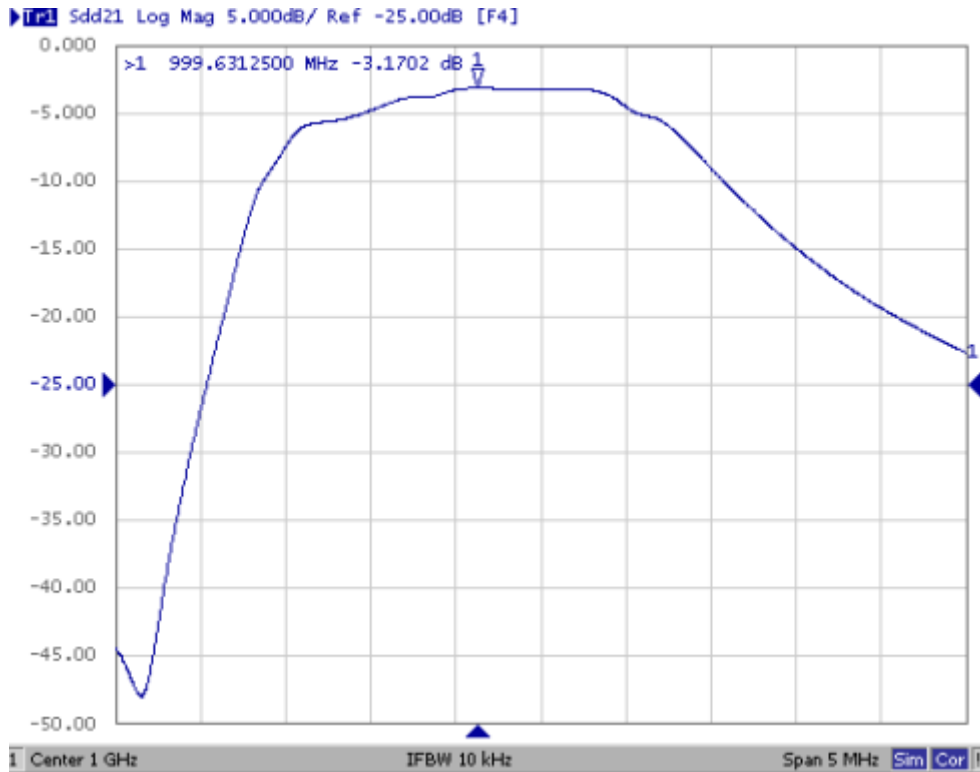
Item	Unit	Min.	Typ.	Max.
Center frequency Fc	MHz	-	1000	-
3dB BW	MHz	1.5	2.0	-
Minimum insertion loss IL (min) incl. loss of matching elements *1)	dB	-	3.2	5.0
Passband (relative to IL min) *1) 999.60 ~ 1000.40MHz	dB	-	0.6	3.0
Attenuation (relative to IL min) *1)				
500.0 ~ 910.0 MHz	dB	35	48	-
910.0 ~ 985.0MHz	dB	30	36	-
985.0 ~ 997.0MHz	dB	18	25	-
1003.0 ~ 1010.0MHz	dB	6	21	-
1010.0 ~ 1020.0MHz	dB	15	23.5	-
1020.0 ~ 1100.0MHz	dB	30	34	-
Temperature Coefficient	ppm/°C <sup>2</sup>		-0.036	

\*1. The matching circuit is real by actual passive components.  
 0805 Coillcraft CS series chip conductor is used for inductor.  
 0402 muRata GRM series is used for capacitor.

**SAW Filter 1000.0MHz**  
**Part No: MP04734**

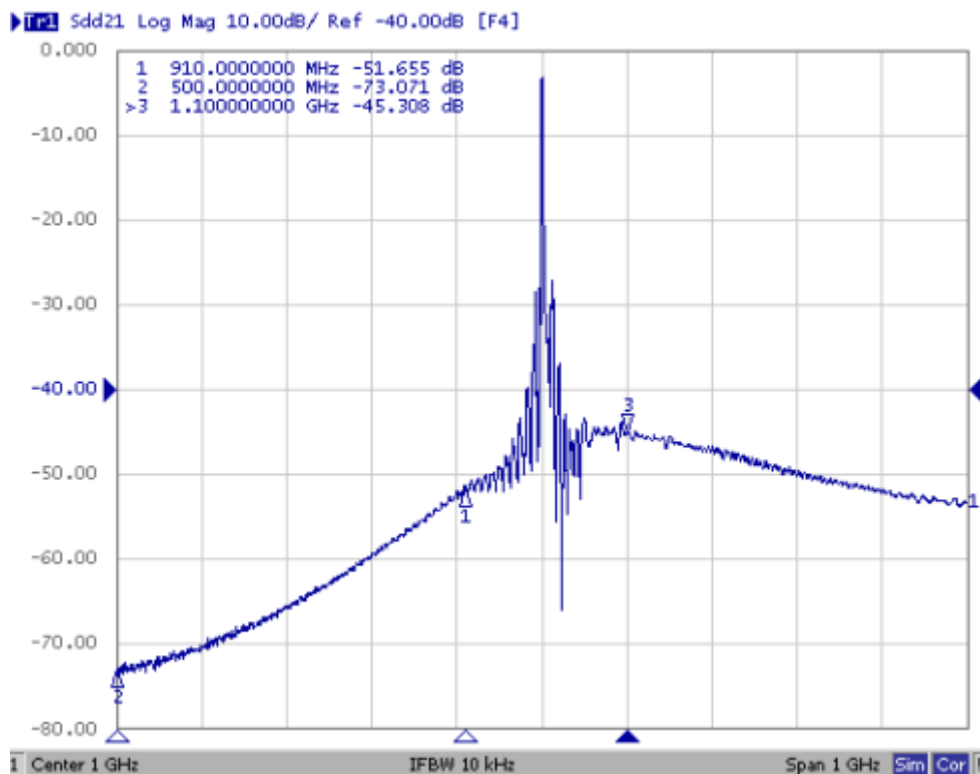
**Model: TA1483A**  
**Rev No: 1**

**C. FREQUENCY CHARACTERISTICS:**



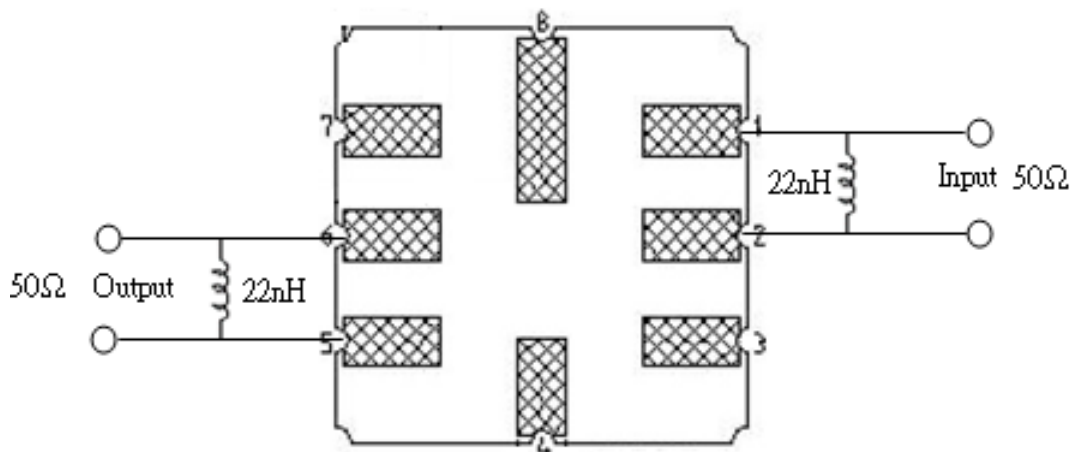
**SAW Filter 1000.0MHz**  
**Part No: MP04734**

**Model: TA1483A**  
**Rev No: 1**



**D. MEASUREMENT CIRCUIT:**

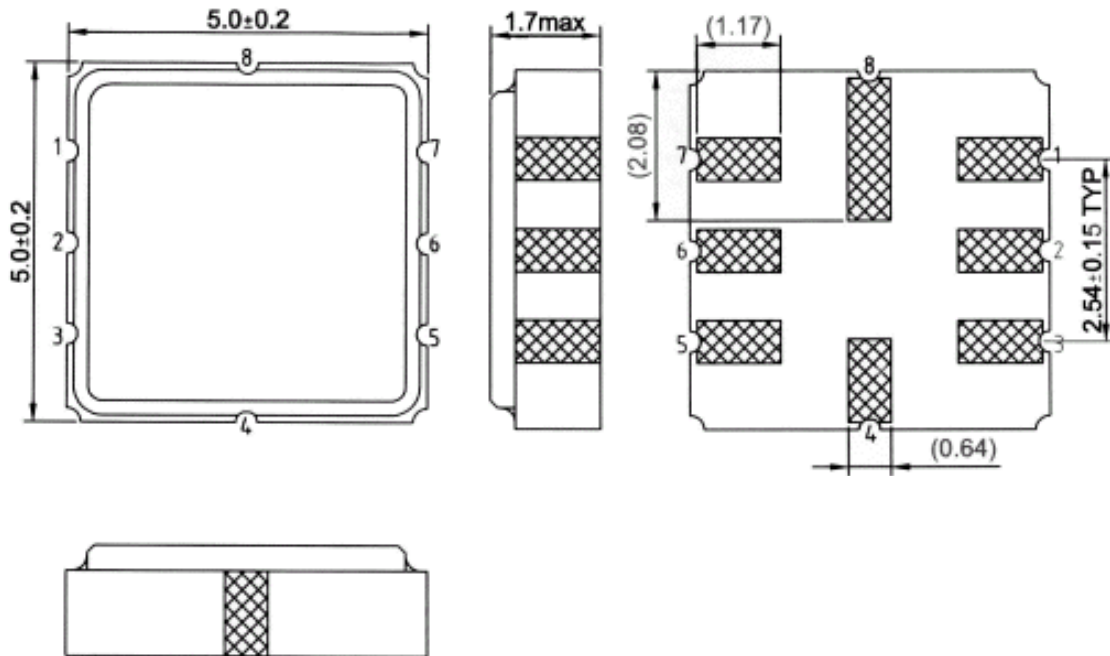
The matching circuit is real by actual passive components.



**SAW Filter 1000.0MHz**  
**Part No: MP04734**

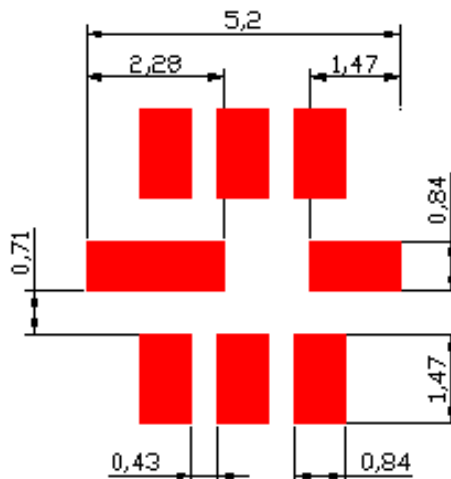
**Model: TA1483A**  
**Rev No: 1**

**E. OUTLINE DRAWING:**



- 1, 2: Balance Input
  - 5, 6: Balance Output
  - 3, 4, 7, 8: Ground
- Unit: mm

**F. PCB FOOTPRINT:**





**SAW Filter 1000.0MHz**  
**Part No: MP04734**

**Model: TA1483A**  
**Rev No: 1**

**H. RECOMMENDED REFLOW PROFILE:**

