

**SAW Filter 62.0MHz**  
**Part No: MP04995**

**Model: TB0888A**  
**Rev No: 1**

**A. MAXIMUM RATING:**

1. Operating temperature range: -40°C to 85°C
2. Storage temperature range: -40°C to 85°C
3. Input Power Level: 10dBm
4. Maximum DC Voltage: 10V

**B. CHARACTERISTICS:**

Ambient Temperature: 25°C

Item	Unit	Min.	Typ.	Max.
Center frequency Fc	MHz	-	62	-
Insertion Loss IL	dB	-	16.5	18
-1.5dB bandwidth	MHz	-	1.0	-
-40dB bandwidth	MHz	-	3.0	4.0
Passband Ripple Fc ± 100kHz	MHz	-	0.2	1.0
Group Delay Variation Fc ±100kHz	nsec	-	70	150
Absolute Delay	usec	-	0.8	1.2
Temp. Coefficient	ppm/°C <sup>2</sup>	-	-0.036	-
Source Impedance	Ohm	-	50	-
Load Impedance	Ohm	-	50	-

**SAW Filter 62.0MHz**  
**Part No: MP04995**

**Model: TB0888A**  
**Rev No: 1**

**C. FREQUENCY CHARACTERISTICS:**

**1. Wide band Response: (span 50MHz)**

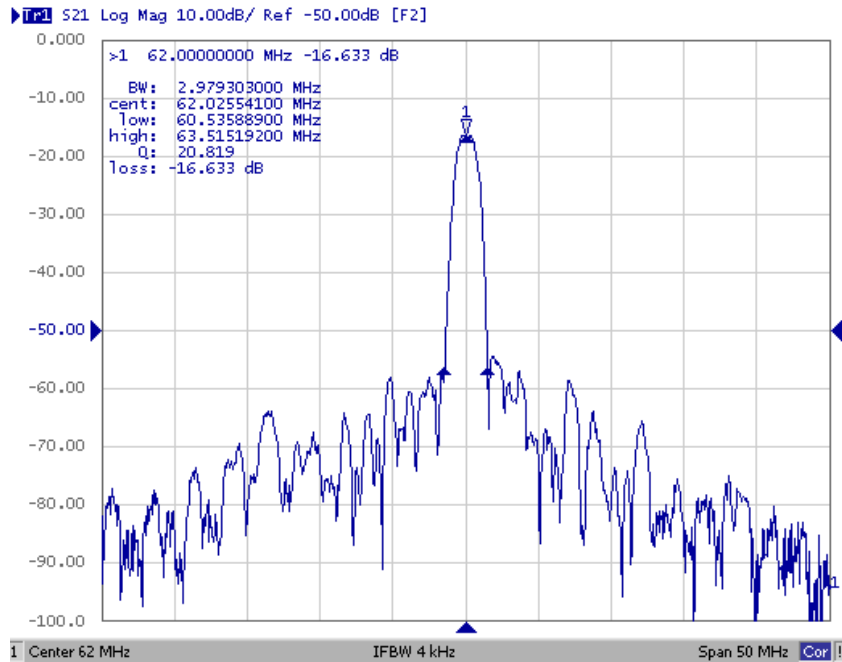


Fig. 1. Horizontal: 5MHz / Div, Vertical: 10Db / Div

**2. Pass band Response and Group Delay Response:**

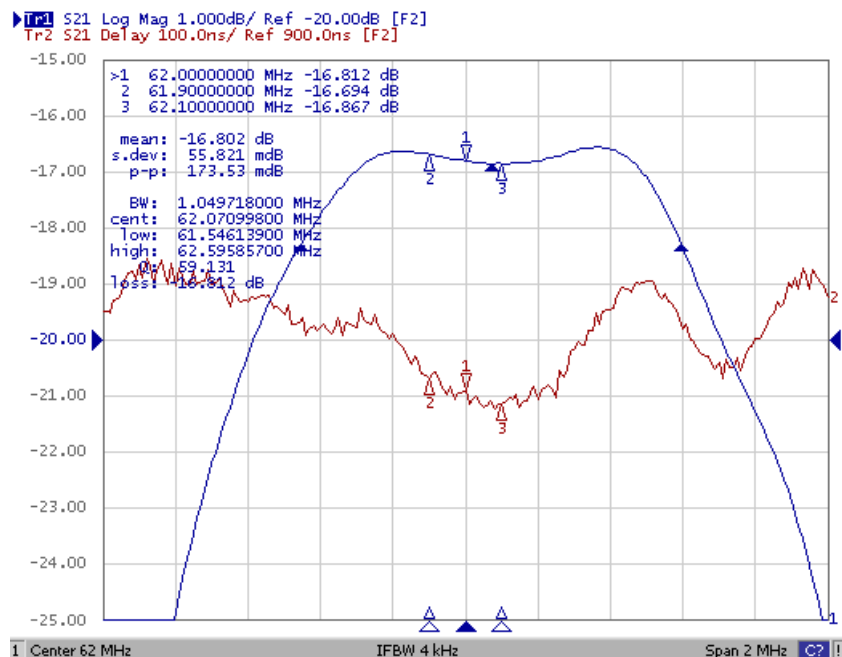
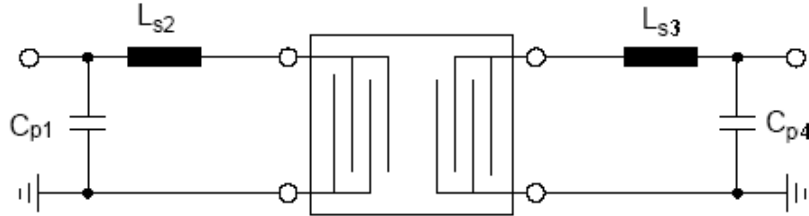


Fig. 2. Horizontal: 0.2MHz / Div, Vertical: 1dB / Div, Vertical: 100ns / Div

**SAW Filter 62.0MHz**  
**Part No: MP04995**

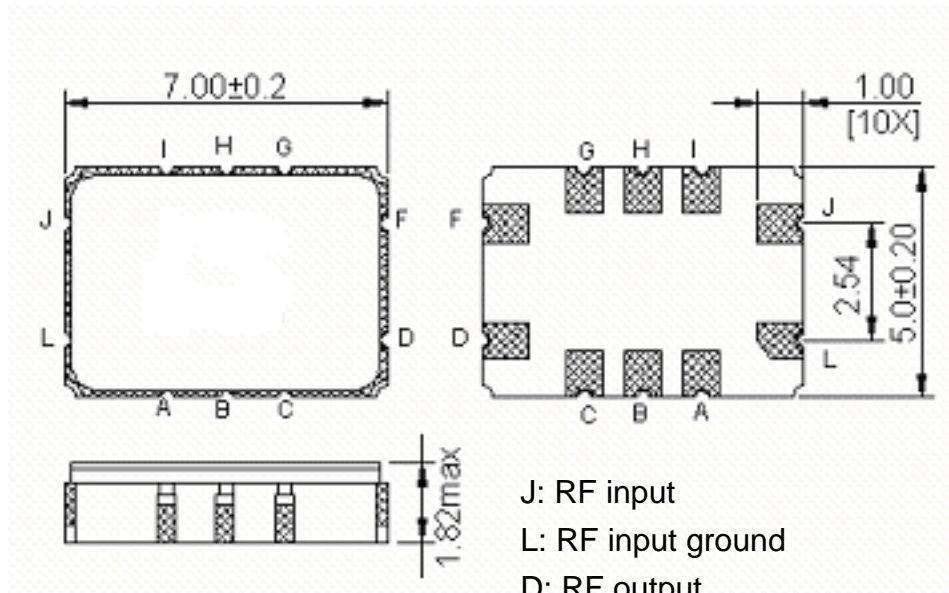
**Model: TB0888A**  
**Rev No: 1**

**D. MATCHING CIRCUIT:**



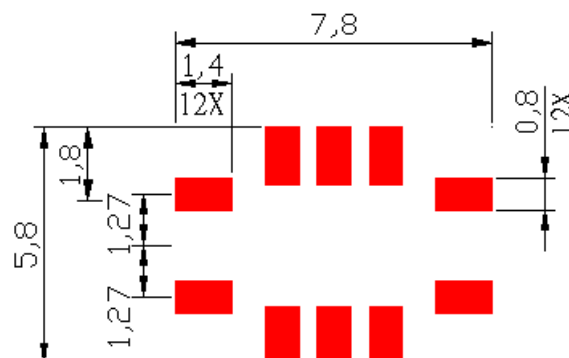
$$L_{s2} = 560\text{nH} + 680\text{nH} \quad L_{s3} = 680\text{nH} + 470\text{nH} \quad C_{p1} = 56\text{pF} \quad C_{p4} = 47\text{pF}$$

**E. OUTLINE DRAWING:**



- J: RF input
  - L: RF input ground
  - D: RF output
  - F: RF output ground
  - A, B, C, G, H, I: Ground
- Unit: mm

**F. PCB FOOTPRINT:**





**SAW Filter 62.0MHz**  
**Part No: MP04995**

**Model: TB0888A**  
**Rev No: 1**

**H. RECOMMENDED REFLOW PROFILE:**

