

SAW Filter 153.60MHz

Model: TB1054A

Part No: MP05752

Rev No: 1

A. MAXIMUM RATING:

Electrostatic Sensitive Device

1. Operating temperature range: -0°C to 70°C
2. Storage temperature range: -40°C to 85°C
3. Input Power Level: 10dBm
4. Maximum DC Voltage: 10V

B. CHARACTERISTICS:

Item	Unit	Min.	Typ.	Max.
Center frequency Fc	MHz	-	153.6	-
Insertion Loss IL	dB	-	14	15.5
-1dB bandwidth	MHz	1.23	1.55	-
Passband Ripple Fc ± 0.615MHz	dB	-	0.7	1.2
Attenuation (Reference level from minimum Insertion loss)				
Fc -1.9MHz	dB	18	23	-
Fc +1.9MHz	dB	18	19	-
Temperature Coefficient	ppm/°C ²	-	-0.036	-
Source Impedance	Ohm	-	50	-
Load Impedance	Ohm	-	50	-

SAW Filter 153.60MHz
Part No: MP05752

Model: TB1054A
Rev No: 1

C. FREQUENCY CHARACTERISTICS:

1. Wide band Response:

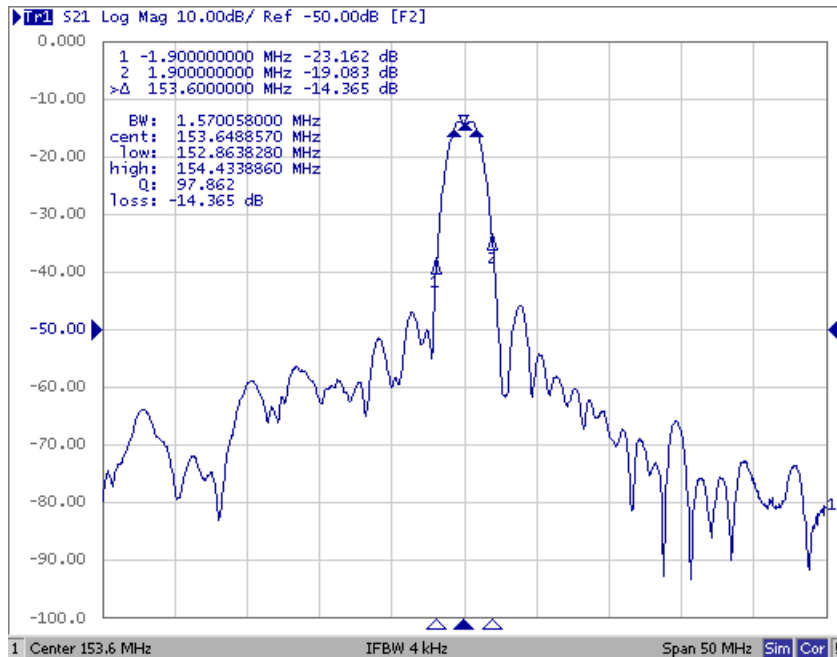


Fig. 1. Horizontal: 5MHz / Div, Vertical: 10Db / Div

2. Pass band Response and Group Delay Response:

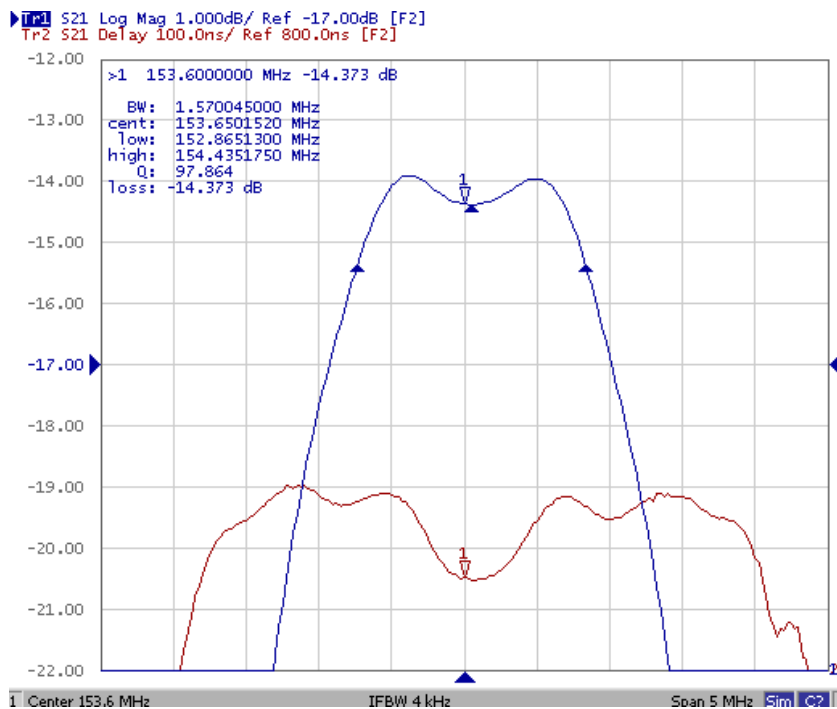
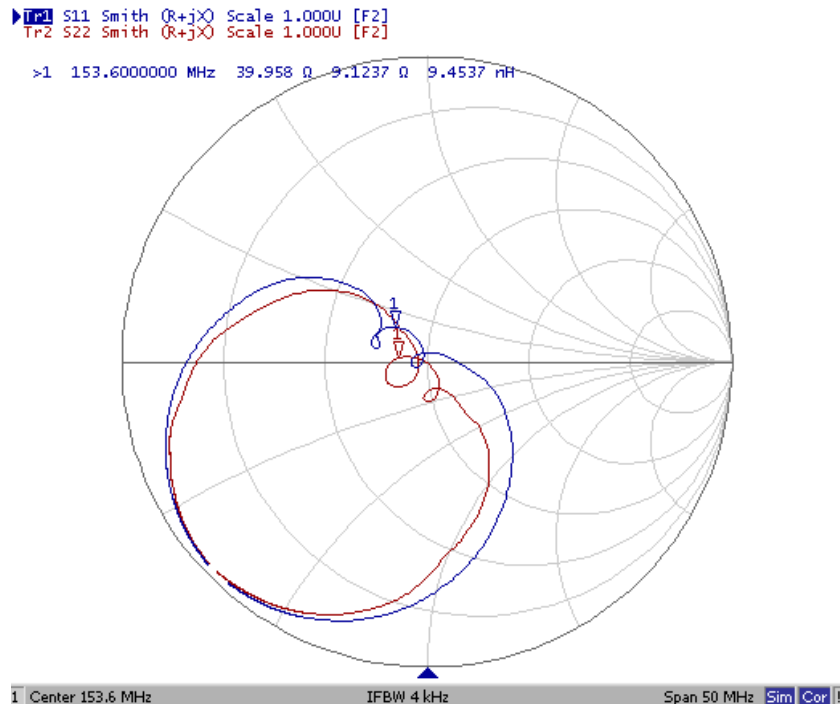


Fig. 2. Horizontal: 10MHz / Div, Vertical: 1dB / Div, Vertical: 100ns / Div

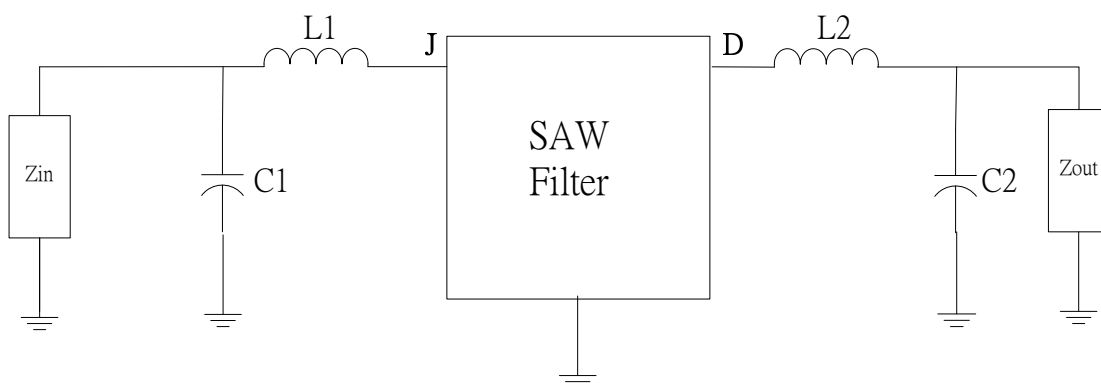
SAW Filter 153.60MHz
Part No: MP05752

Model: TB1054A
Rev No: 1

3. Smith Chart:



D. MATCHING CIRCUIT:

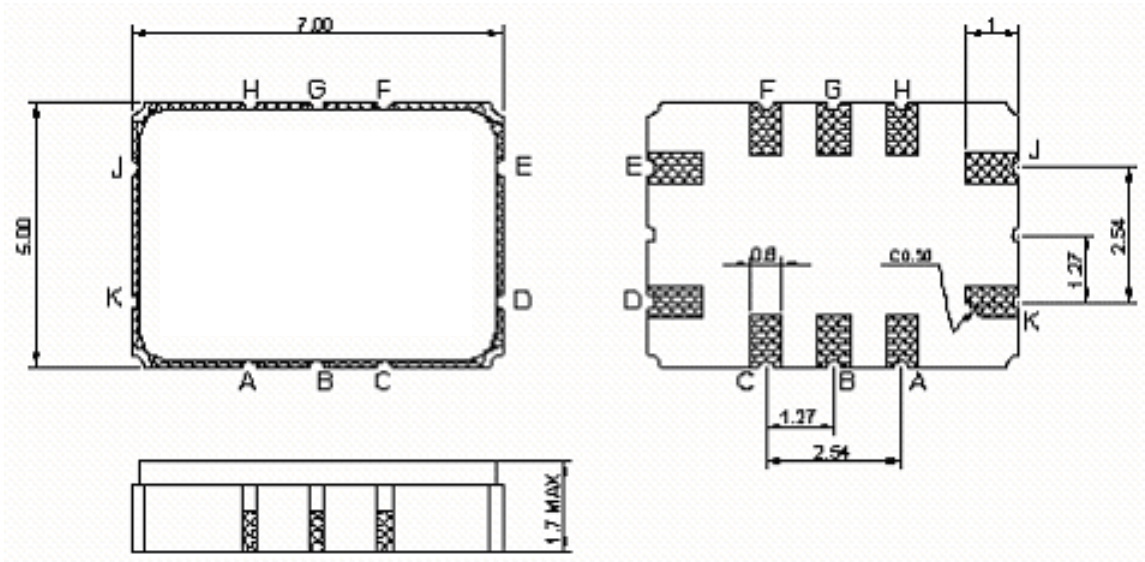


$L1 = 290\text{nH} + 56\text{nH}$ $L2 = 330\text{nH} + 18\text{nH}$ $C1 = 39\text{pF}$ $C2 = 39\text{pF}$

SAW Filter 153.60MHz
Part No: MP05752

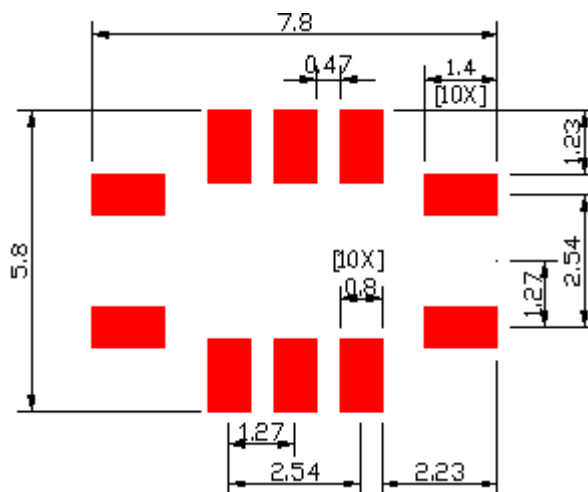
Model: TB1054A
Rev No: 1

E. OUTLINE DRAWING:



- J: RF input
 - K: RF balance input or to be ground
 - D: RF output
 - E: RF balance output or to be ground
 - A, B, C, F, G, H: Ground
- Unit: mm

F. PCB FOOTPRINT:

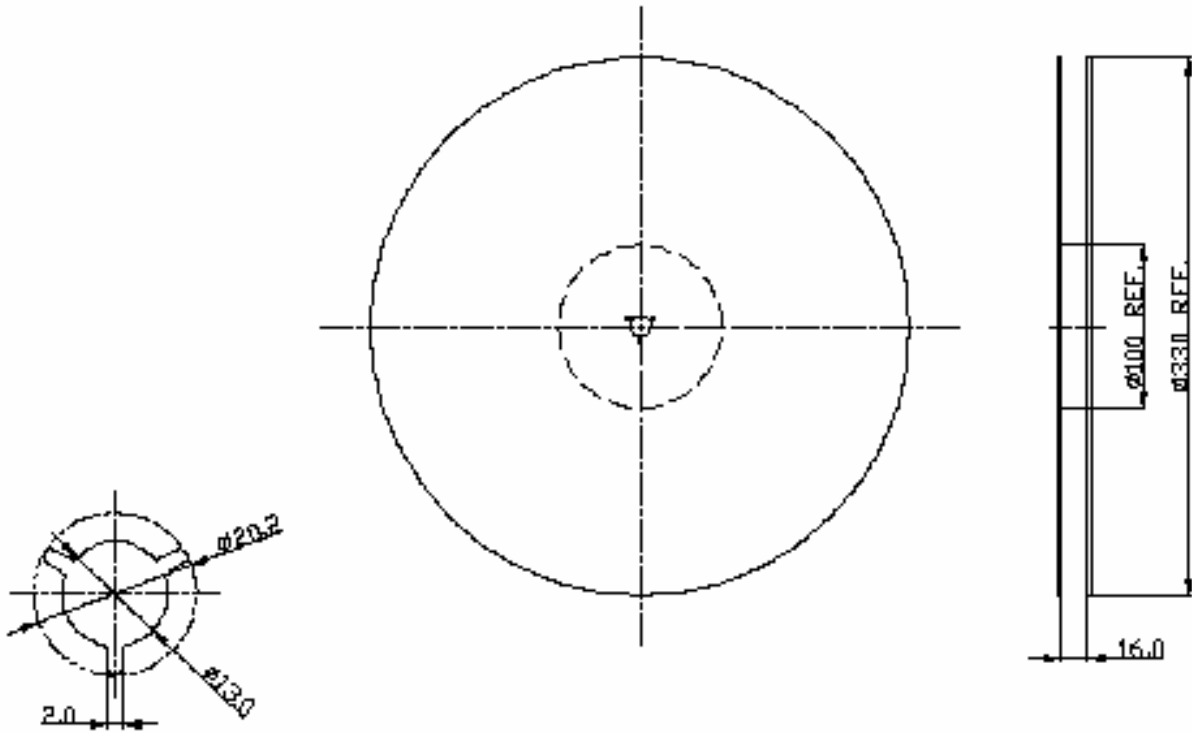


SAW Filter 153.60MHz
Part No: MP05752

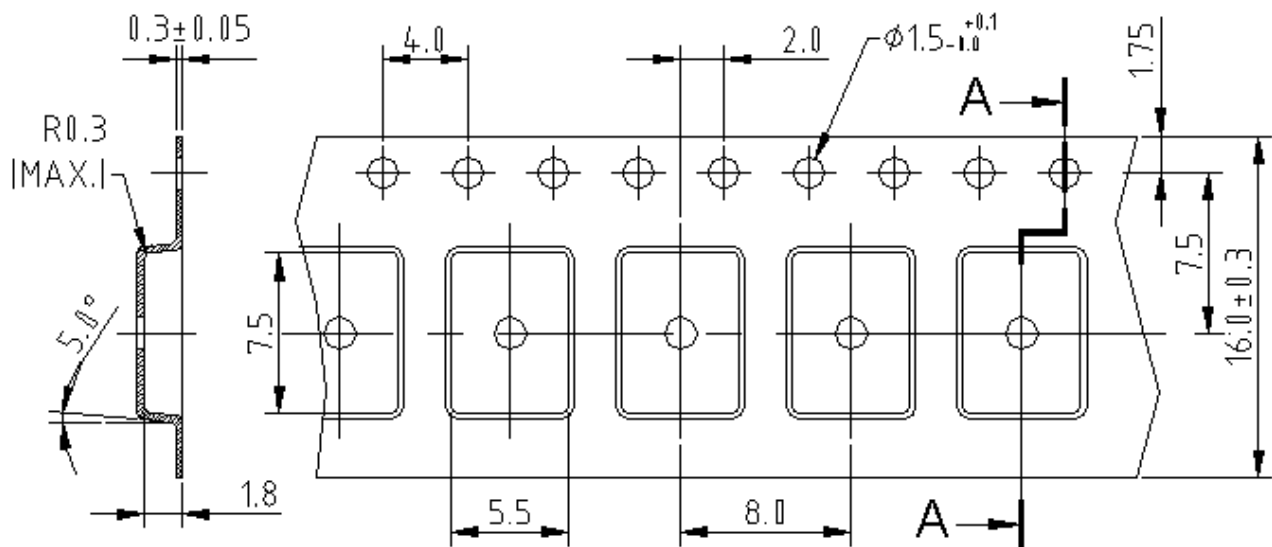
Model: TB1054A
Rev No: 1

G. PACKING:

1. Reel Dimension



2. Tape Dimension



SAW Filter 153.60MHz
Part No: MP05752

Model: TB1054A
Rev No: 1

H. RECOMMENDED REFLOW PROFILE:

