

SAW Filter 2650.0MHz
Part No: MP06446

Model: TA1684A
Rev No: 1

A. MAXIMUM RATING:

Electrostatic Sensitive Device (ESD)

1. Input Power Level: 10dBm
2. DC Voltage: 3V
3. Operating Temperature: -40°C to +85°C (1)
4. Storage Temperature: -40°C to +85°C

B. ELECTRICAL CHARACTERISTICS:

1. Terminating source impedance: $Z_S = 50\Omega$
2. Terminating load impedance: $Z_L = 50\Omega$

Item	Unit	Min.	Typ.(2)	Max.	Note
Center Frequency Fc	MHz	-	2650	-	-
Max. Insertion Loss (2640 ~ 2660MHz) IL	dB	-	1.5	3.0	-
Passband ripple (2640 ~ 2660MHz)	dB	-	0.4	1.5	-
S11 & S22 VSWR		-	1.3	2.1	
Attenuation					
10 ~ 2380MHz	dB	33	37	-	-
2380 ~ 2420MHz	dB	45	48	-	-
2520 ~ 2540MHz	dB	35	41	-	-
3000 ~ 4500MHz	dB	30	38	-	-
Package size	mm	SMD 3.0x3.0			
Temp Coefficient	ppm/K	-36			-

Notes:

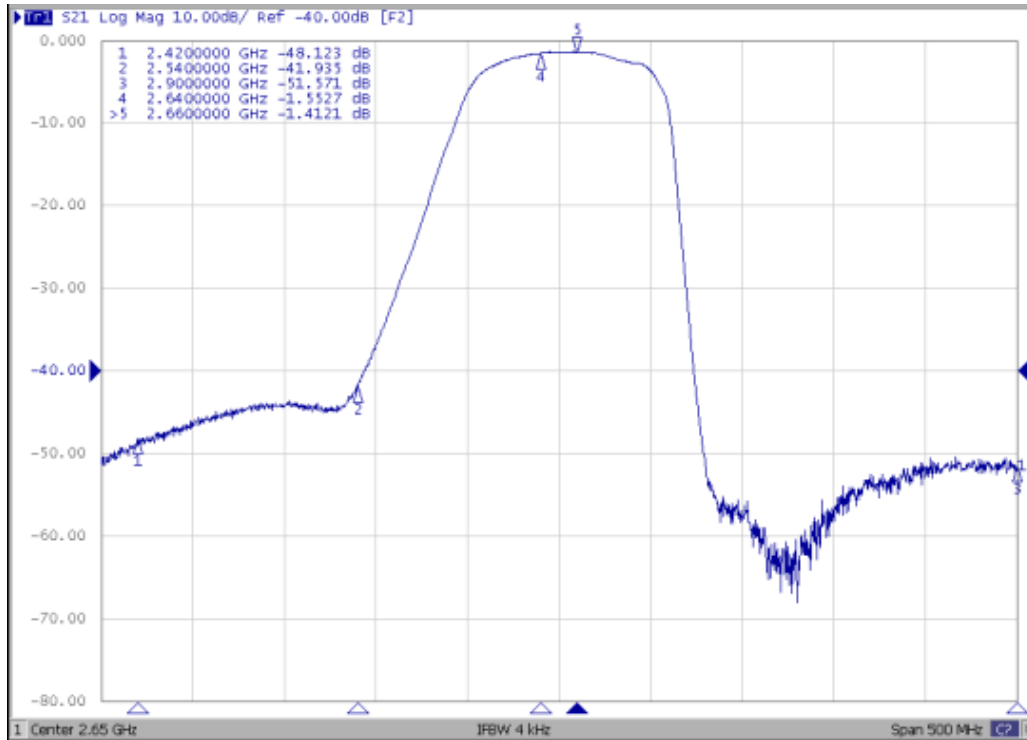
- (1). In production, devices will be tested at room temperature to a guardbanded specification to ensure electrical compliance over temperature.
- (2). Typical values are based on average measurements at room temperature.

SAW Filter 2650.0MHz
Part No: MP06446

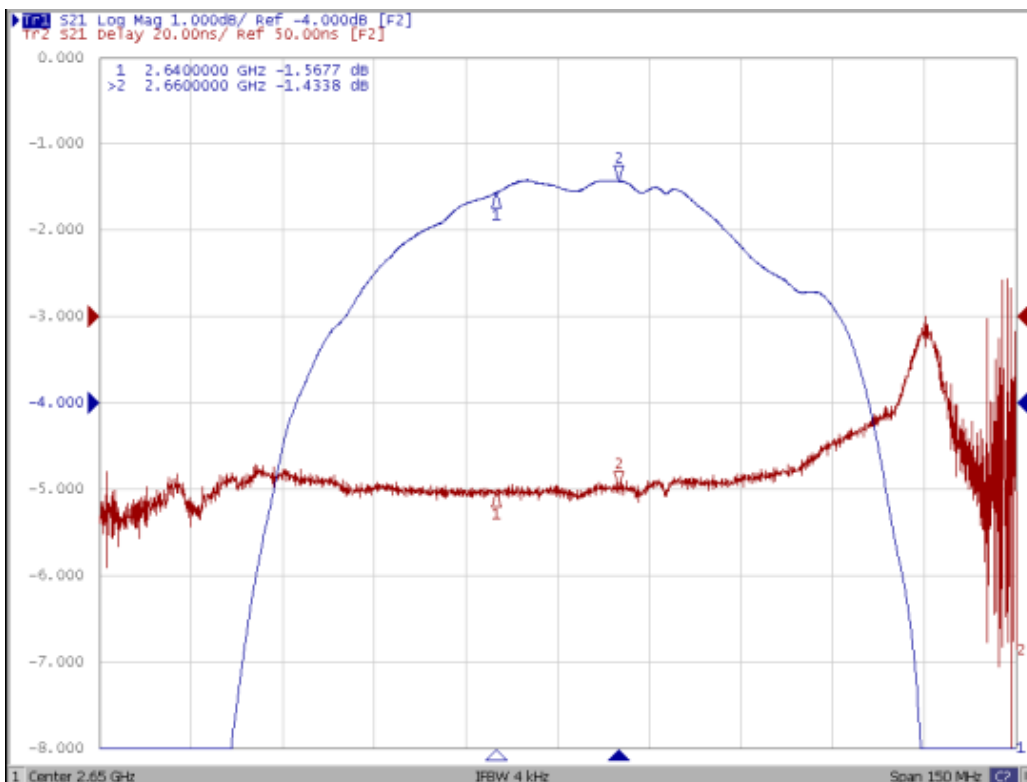
Model: TA1684A
Rev No: 1

C. FREQUENCY CHARACTERISTICS:

1. S21 Response: (span 500MHz)



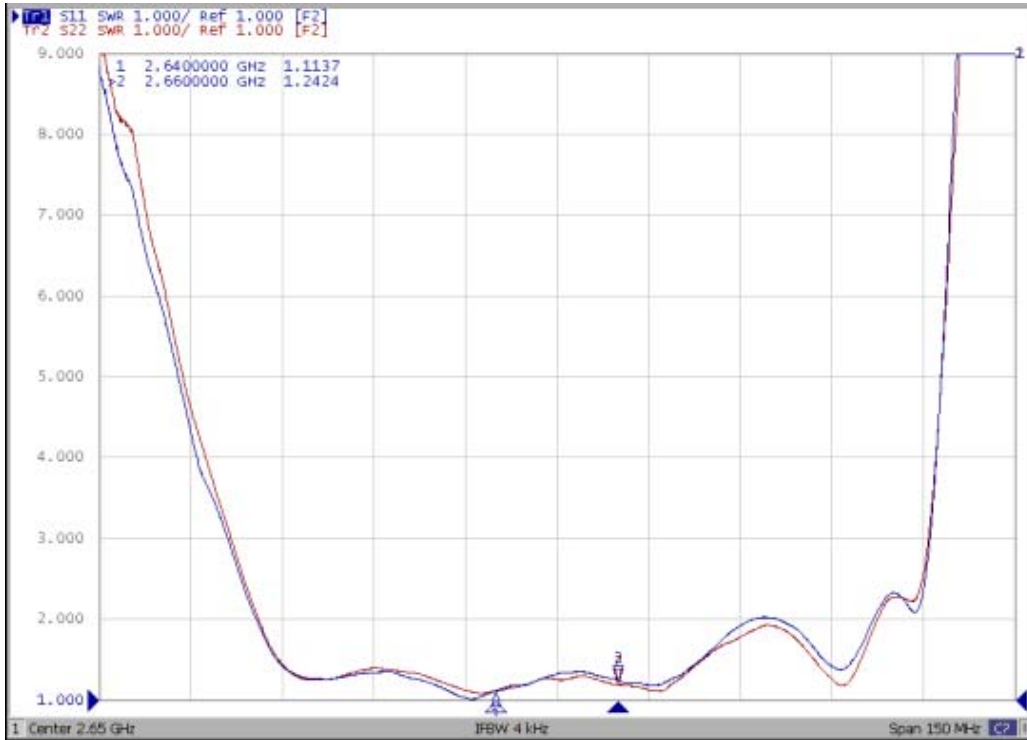
2. Pass band Response: (span 150MHz)



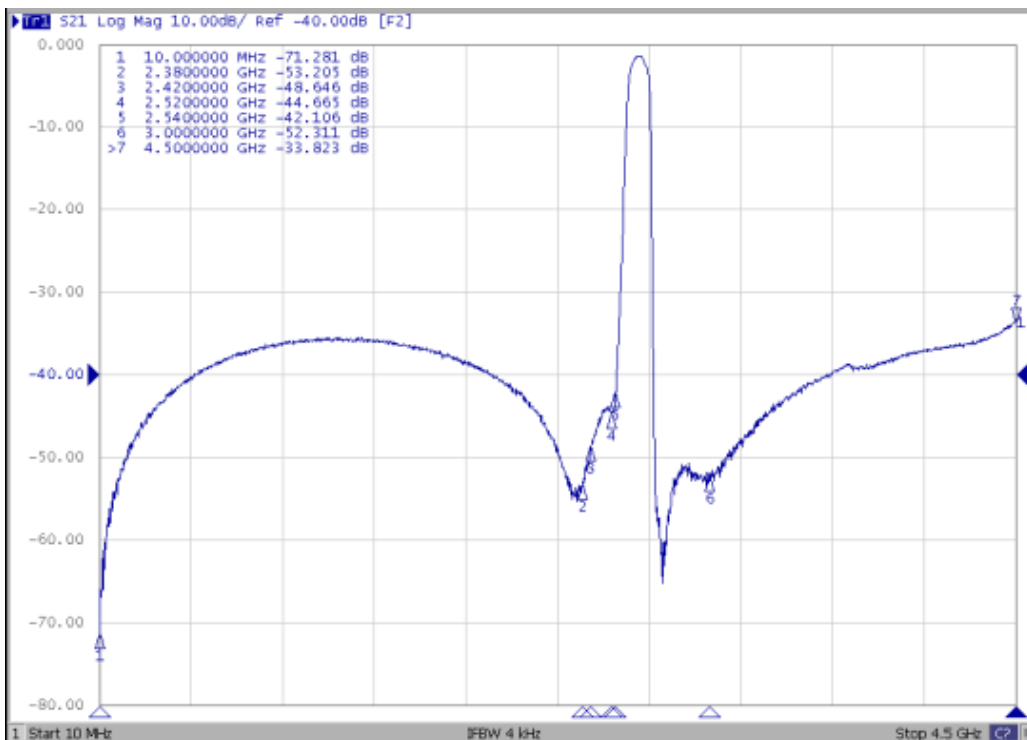
SAW Filter 2650.0MHz
Part No: MP06446

Model: TA1684A
Rev No: 1

3. S11 & S22 VSWR Response: (span 150MHz)



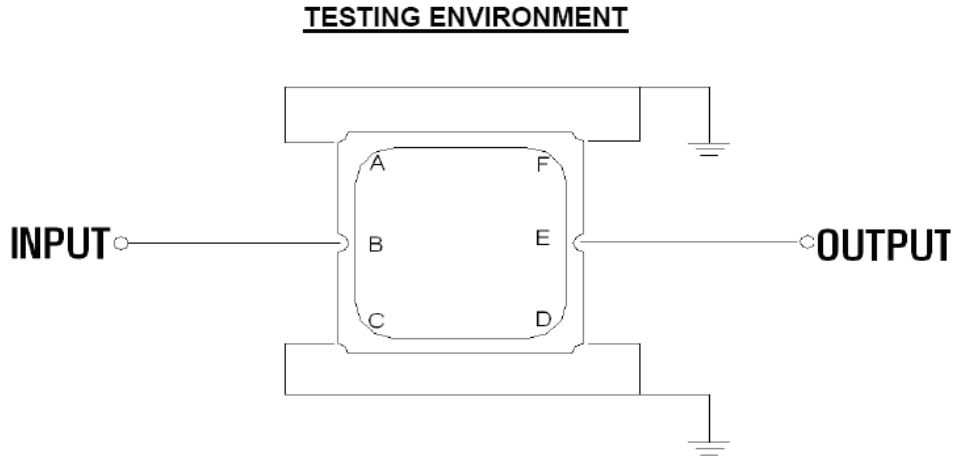
4. Wide band Response: (span 4.5GHz)



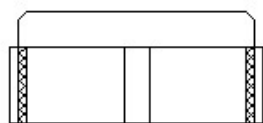
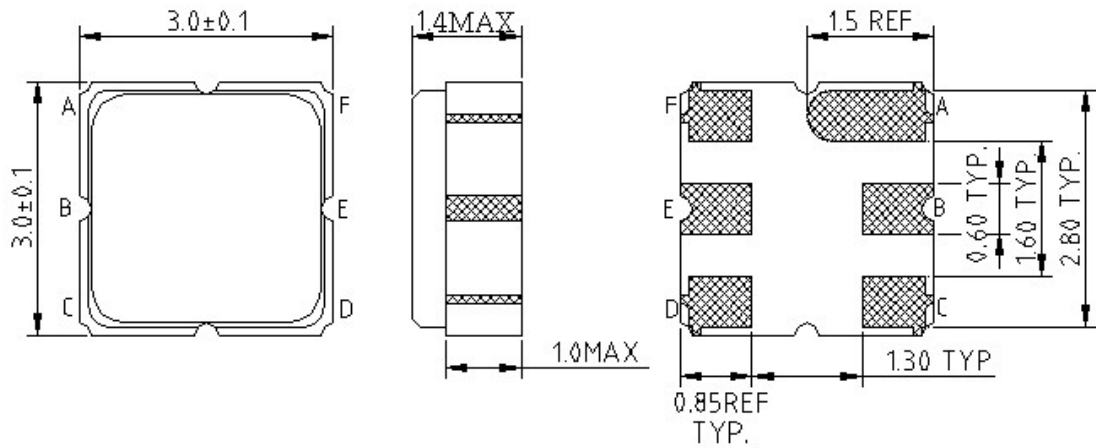
SAW Filter 2650.0MHz
Part No: MP06446

Model: TA1684A
Rev No: 1

D. MEASUREMENT CIRCUIT:

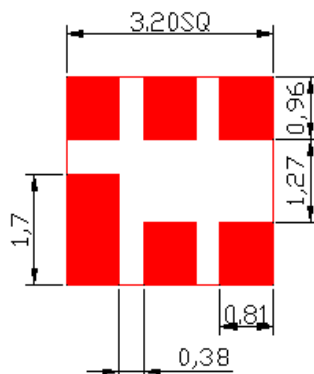


E. OUTLINE DRAWING:



B: Input
 E: Output
 A, C, D, F: Ground
 Unit: mm

F. PCB FOOTPRINT:

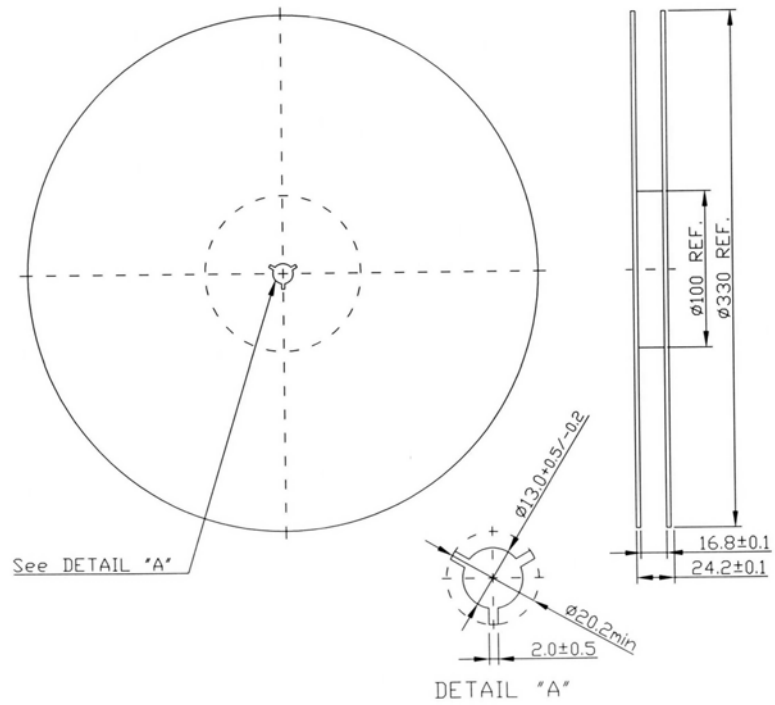


SAW Filter 2650.0MHz
Part No: MP06446

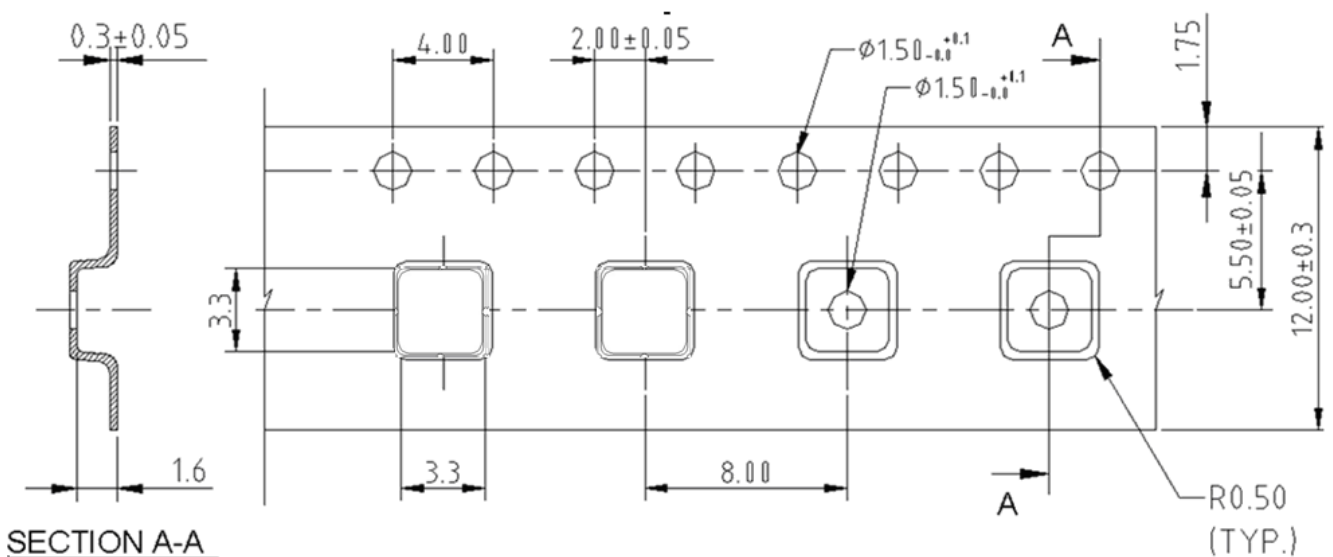
Model: TA1684A
Rev No: 1

G. PACKING:

1. Reel Dimension (Please refer to FR-75D10 for packing quantity)



2. Tape Dimension



SAW Filter 2650.0MHz
Part No: MP06446

Model: TA1684A
Rev No: 1

H. RECOMMENDED REFLOW PROFILE:

