

**SAW Filter 1542.0MHz**  
**Part No: MP07498**

**Model: TA1926A**  
**Rev No: 1**

**A. MAXIMUM RATING:**

**Electrostatic Sensitive Device (ESD)**

1. Input Power Level: 15dBm
2. DC voltage: 3 V
3. Operating Temperature: -40°C to +85°C
4. Storage Temperature: -40°C to +85°C

**B. ELECTRICAL CHARACTERISTICS:**

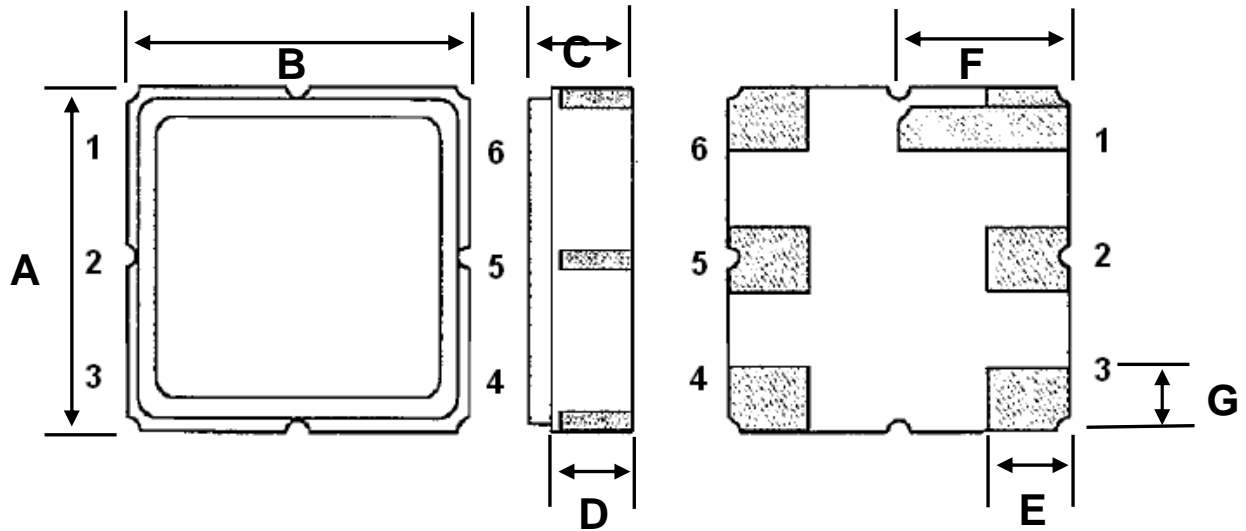
1. Terminating source impedance (single):  $Z_S = 50\Omega$
2. Terminating load impedance (balanced):  $Z_L = 50\Omega$

Item	Unit	Min.	Typ.	Max.
Center frequency $F_c$	MHz	-	1542	-
Insertion Loss (1525 ~ 1559MHz) IL	dB	-	3.4	4.5
Amplitude ripple (1525 ~ 1559MHz)	dB	-	0.8	1.5
Attenuation (Reference level from 0dB)				
10 ~ 1000MHz	dB	40	48	-
1000 ~ 1480MHz	dB	30	32	-
1480 ~ 1490MHz	dB	20	30	-
1575MHz	dB	2	4.5	-
1600 ~ 1650MHz	dB	20	30	-
1650 ~ 1785MHz	dB	35	39	-
1785 ~ 2200MHz	dB	28	34	-
2200 ~ 2500MHz	dB	25	30	-
2500 ~ 4000MHz	dB	16	19	-
Temperature coefficient of frequency	ppm/k	-	-36	-

**SAW Filter 1542.0MHz**  
**Part No: MP07498**

**Model: TA1926A**  
**Rev No: 1**

**C. OUTLINE DRAWING:**



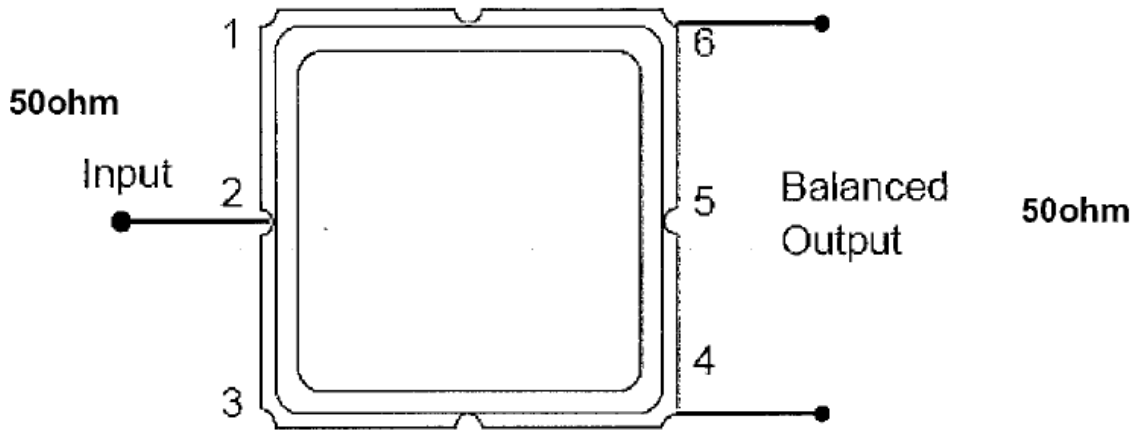
Connection	Terminals
Input	2
Balanced Output	4, 6
Ground	1, 3, 5

Dimensions	Millimeters			Inches		
	Min	Nom	Max	Min	Nom	Max
A	2.87	3.0	3.13			
B	2.87	3.0	3.13			
C	0.90	1.0	1.10			
D		0.75				
E		0.75				
F		1.50				
G		0.60				

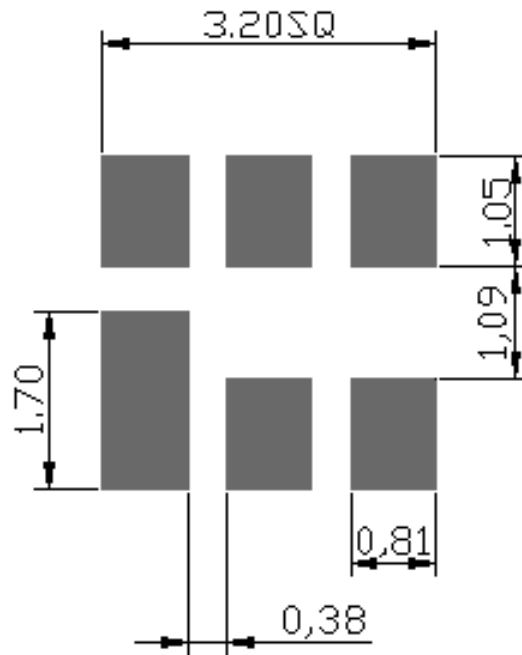
**SAW Filter 1542.0MHz**  
**Part No: MP07498**

**Model: TA1926A**  
**Rev No: 1**

**D. MEASUREMENT CIRCUIT:**



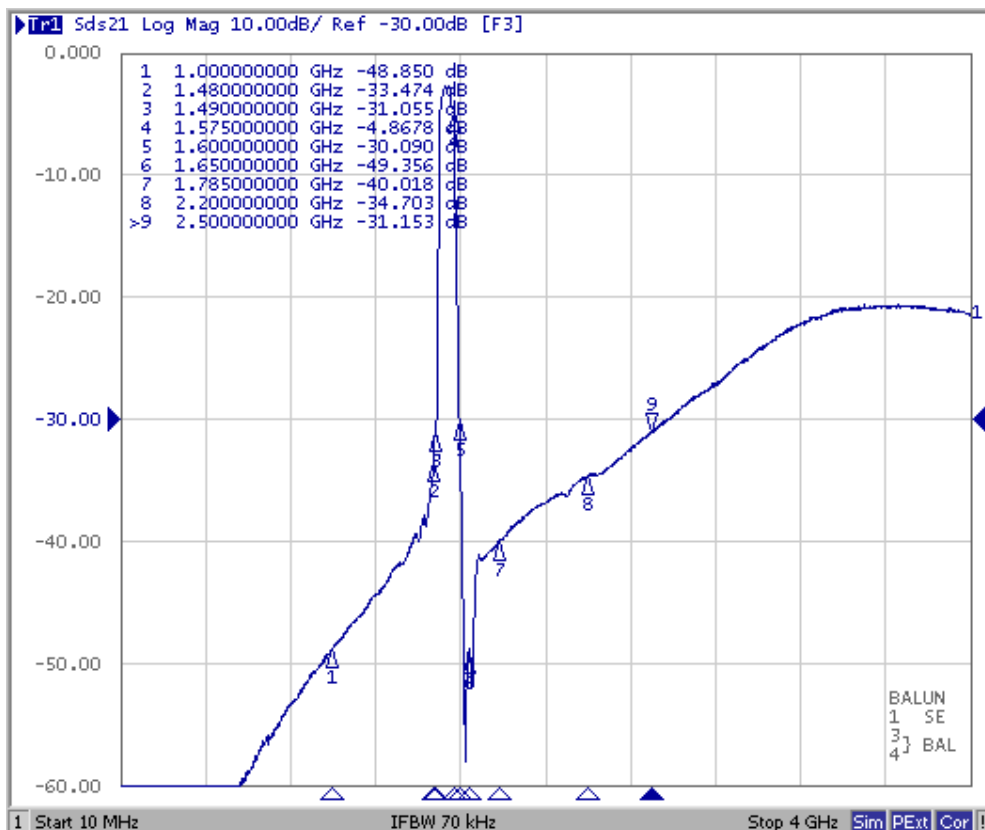
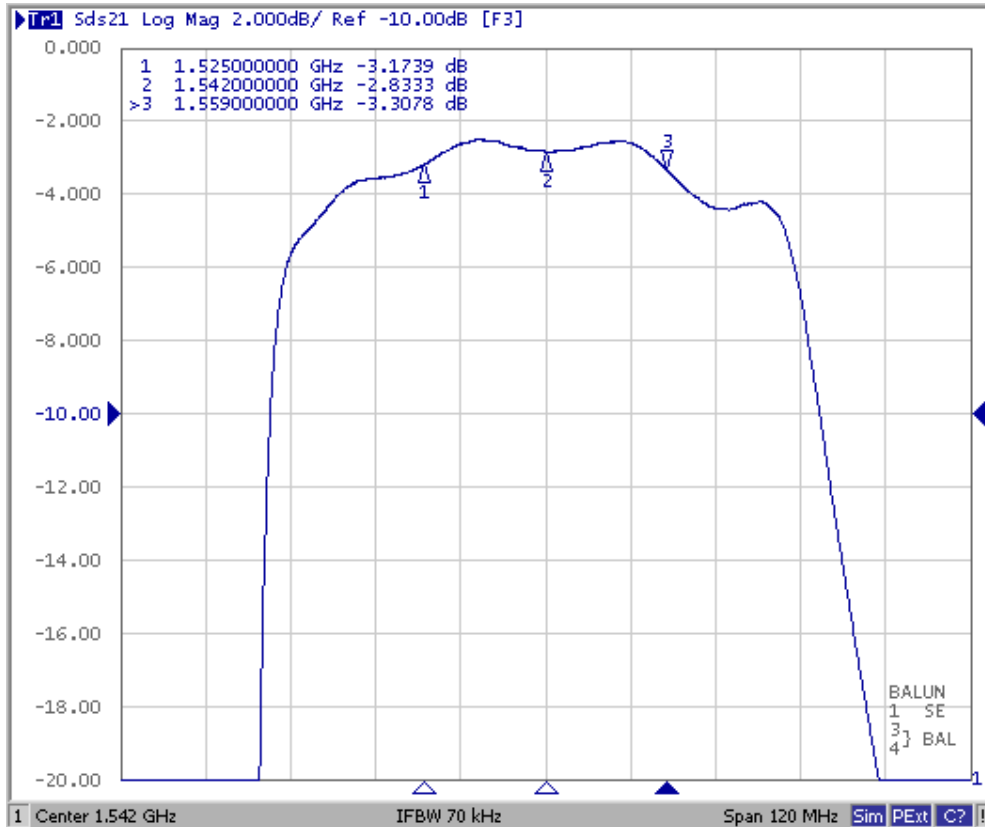
**E. PCB FOOTPRINT:**



**SAW Filter 1542.0MHz**  
**Part No: MP07498**

**Model: TA1926A**  
**Rev No: 1**

**F. FREQUENCY CHARACTERISTICS:**





**SAW Filter 1542.0MHz**  
**Part No: MP07498**

**Model: TA1926A**  
**Rev No: 1**

**H. RECOMMENDED REFLOW PROFILE:**

1. Preheating shall be fixed at 150 ~ 180°C for 60 ~ 90 seconds.
2. Ascending time to preheating temperature 150°C shall be 30 seconds min.
3. Heating shall be fixed at 220°C for 50 ~ 80 seconds and at 260°C +0/-5°C peak (20 ~ 40 sec).
4. Time: 2 times.

