

SAW Filter 175MHz

Model: TB0388A

Part No: **MP02800**

REV. NO: 1

A. MAXIMUM RATING:

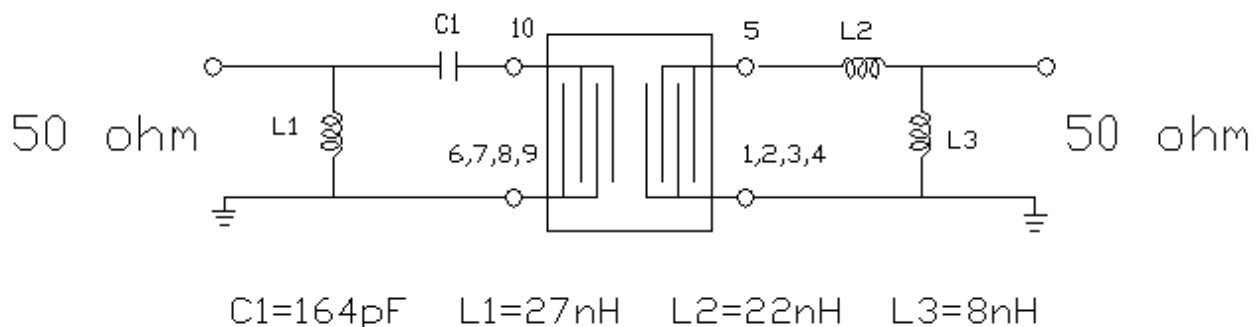
1. Operating Temperature: -20°C ~ 70°C
2. Storage Temperature: -40°C ~ +85°C
3. Input Power Level: -10dBm

B. CHARACTERISTICS:

1. Ambient Temperature: 25°C

Characteristics	Value			Note
	Min.	Typ.	Max.	
Center frequency F_C MHz	174.35	175.0	175.65	-
Minimum Insertion loss I.L. dB	-	10.2	13.0	-
Passband ripple ($F_C \pm 16$ MHz) dB	-	0.6	1.0	-
Group Delay Ripple ($F_C \pm 16$ MHz) nS	-	40	100	-
1 dB Bandwidth MHz	37.0	41.2		-
3 dB Bandwidth MHz	-	43.4	-	-
40 dB Bandwidth MHz	-	53.2	70.0	-
Attenuation: (Reference level from minimum insertion loss) dB				
1) 100MHz ~ 132.5MHz Db	45	50	-	-
2) 287.5MHz ~ 375MHz dB	40	45	-	-
Temp Coefficient ppm/K	-	-94	-	-

C. MEASUREMENT CIRCUIT:



SAW Filter 175MHz
Part No: MP02800

Model: TB0388A
REV. NO: 1

D. FREQUENCY CHARACTERISTICS:

1. S21 Response

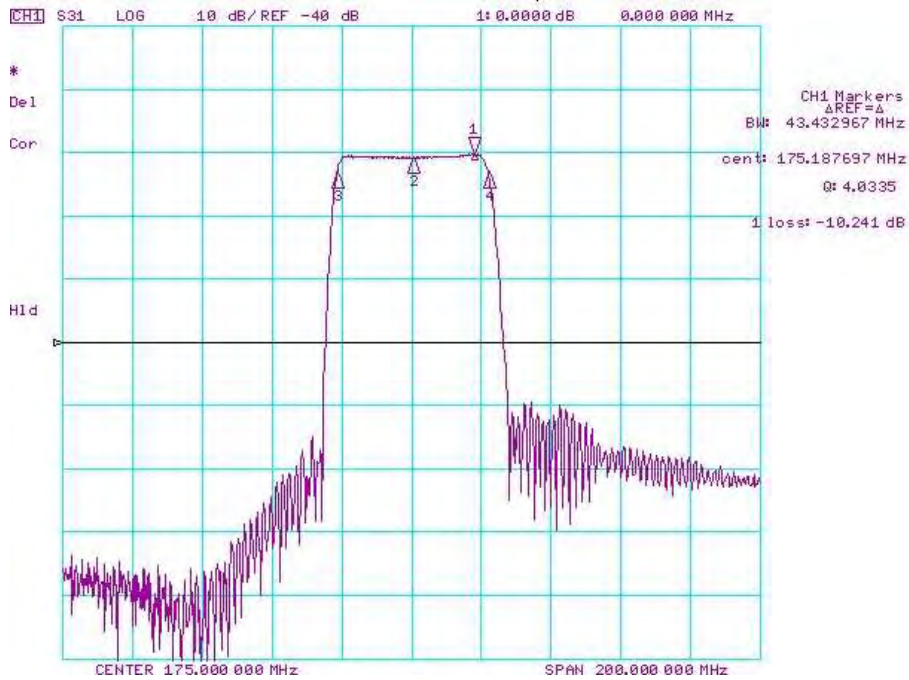
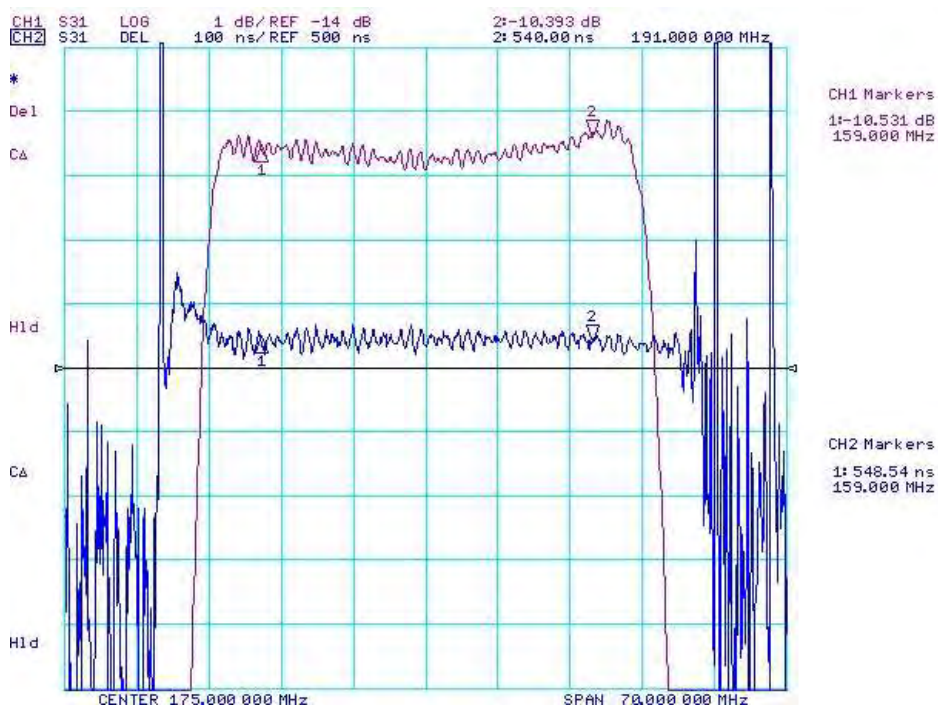


Fig1. Horizontal: 20MHz/Div Vertical: 10dB/Div

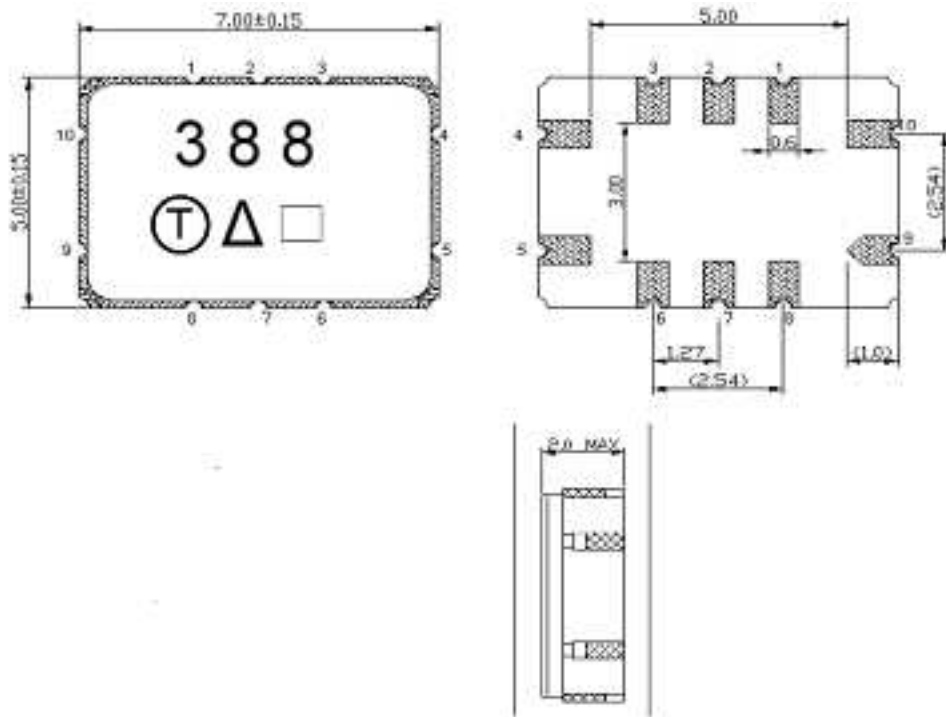
2. S21 Response (Group delay ripple of Passband)



SAW Filter 175MHz
 Part No: **MP02800**

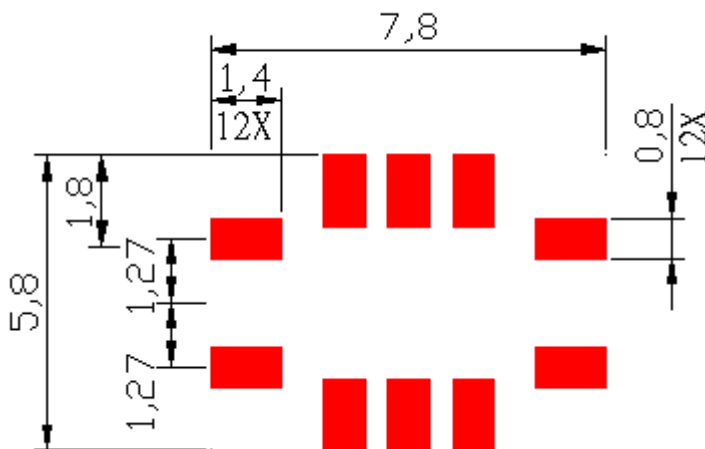
Model: TB0388A
 REV. NO: 1

E. OUTLINE DRAWING:



Pin 10: RF Input
 Pin 5: RF Output
 Pin 1, 2, 3, 4, 6, 7, 8, 9: To be Ground
 Unit: mm

F. PCB FOOTPRINT:

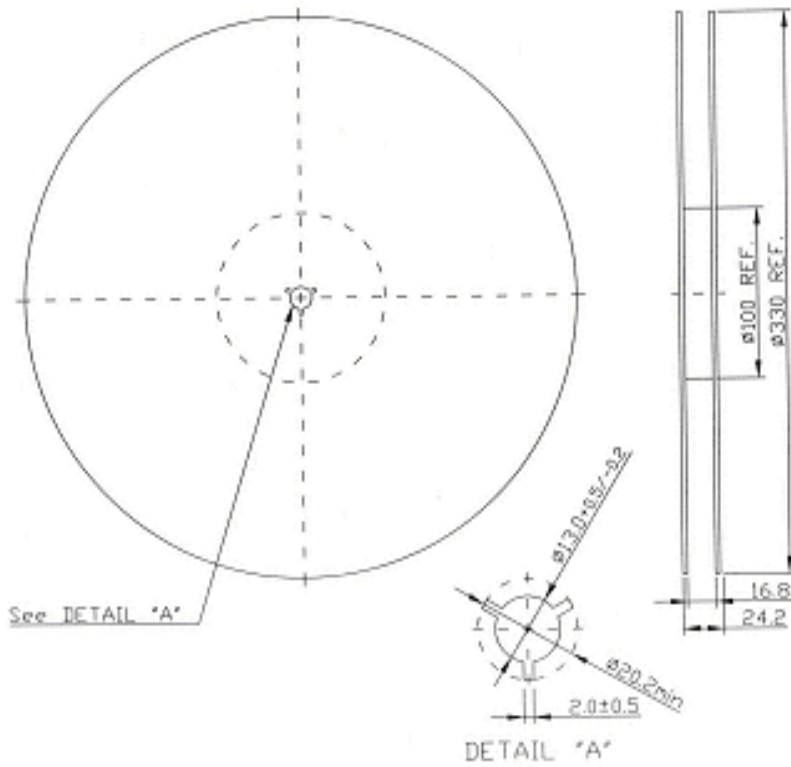


SAW Filter 175MHz
Part No: **MP02800**

Model: TB0388A
REV. NO: 1

G. PACKING:

1. REEL DIMENSION



2. TAPE DIMENSION

