

**SAW Filter 1025.0MHz**  
**Part No: MP03911**

**Model: TB0748A**  
**Rev No: 1**

**A. MAXIMUM RATING:**

1. Storage Temperature: -40°C to 85°C
2. Operating Temperature: -40°C to 85°C
3. Maximum Input Power: 10dBm
4. Maximum DC Voltage: 10V

**B. CHARACTERISTICS:**

Item	Unit	Min.	Typ.	Max.
Center frequency Fc	MHz	-	1025	-
Insertion Loss IL	dB	-	14.1	17.0
1dB Bandwidth	MHz	-	150	-
Rejection				
1 ~ 800MHz	dB	40	50	-
1225 ~ 2000MHz	dB	22	28	-
Fc -85MHz	dB	-	18	-
Fc +85MHz	dB	-	12	-
Passband Ripple Fc ± 60MHz	dB	-	0.9	1.5
Group delay ripple Fc ± 60MHz	nsec	-	9	-
Temperature Coefficient	ppm/°C	-	-96	-
Source Impedance	Ω	-	50	-
Load Impedance	Ω	-	50	-

**SAW Filter 1025.0MHz**  
**Part No: MP03911**

**Model: TB0748A**  
**Rev No: 1**

**C. FREQUENCY CHARACTERISTICS:**

1. Wide band Response: (span 600MHz)

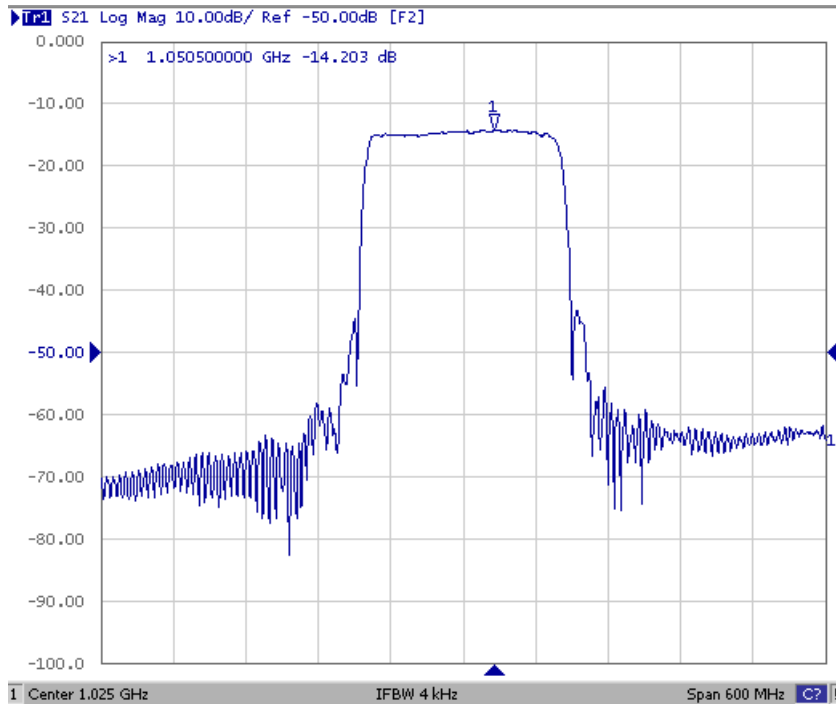


Fig. 1. Horizontal: 60MHz/Div, Vertical: 10dB/Div

2. Pass band Response: (span 200MHz)

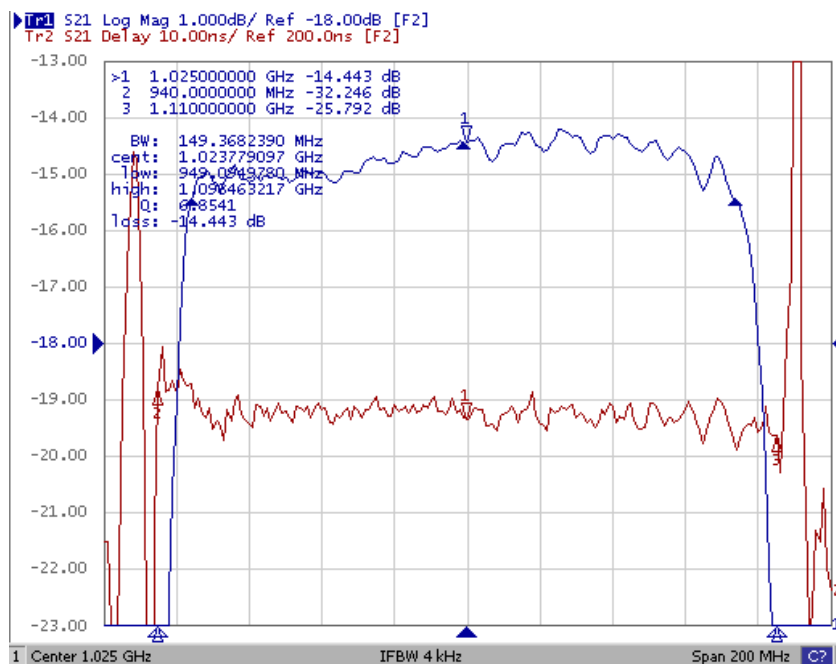
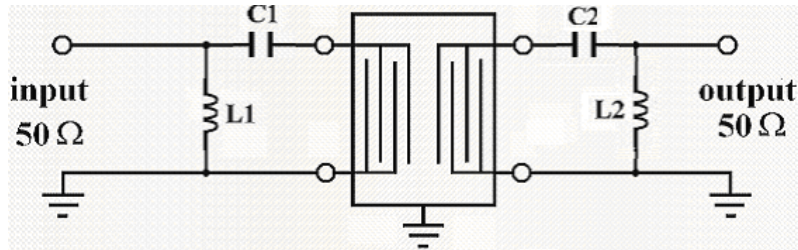


Fig. 2. Horizontal: 20MHz/Div, Vertical: 1dB/Div, Vertical: 10nS/Div

**SAW Filter 1025.0MHz**  
**Part No: MP03911**

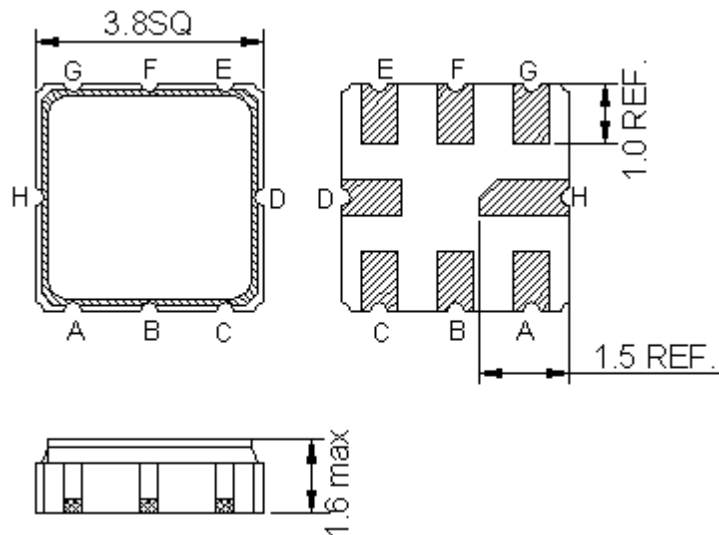
**Model: TB0748A**  
**Rev No: 1**

**D. MEASUREMENT CIRCUIT:**



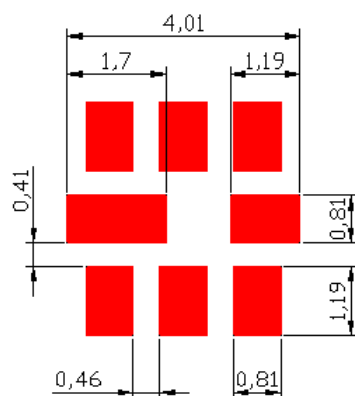
$L1 = 5.6\text{nH}$ ,  $L2 = 5.6\text{nH}$ ,  $C1 = 3.5\text{pF}$ ,  $C2 = 5\text{pF}$

**E. OUTLINE DRAWING:**



- C: RF input
- G: RF output
- A, B, D, E, F, H: To Be Ground

**F. PCB FOOTPRINT:**

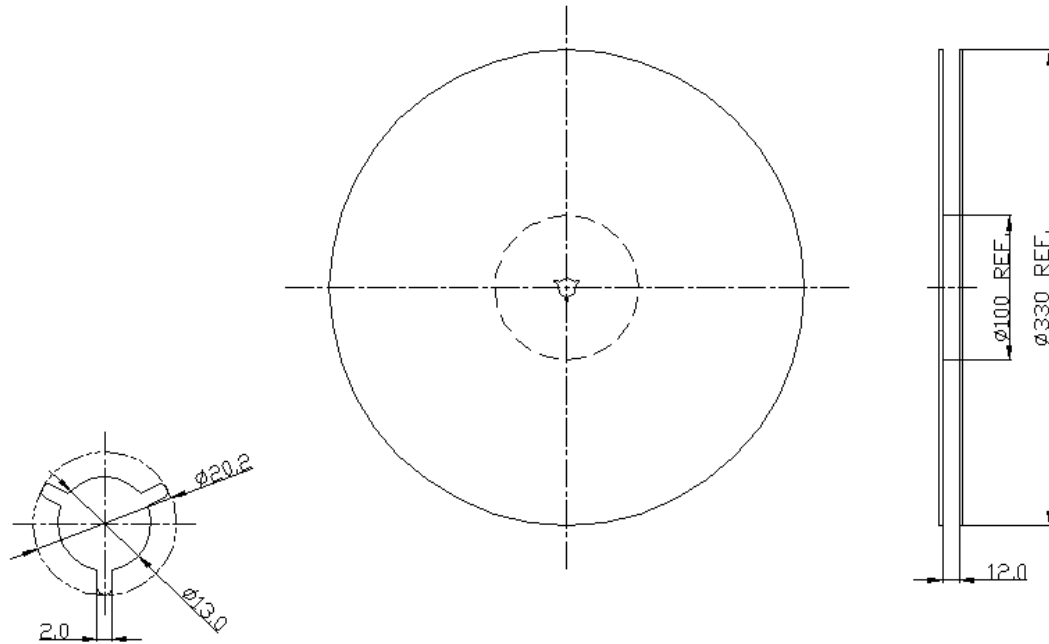


**SAW Filter 1025.0MHz**  
**Part No: MP03911**

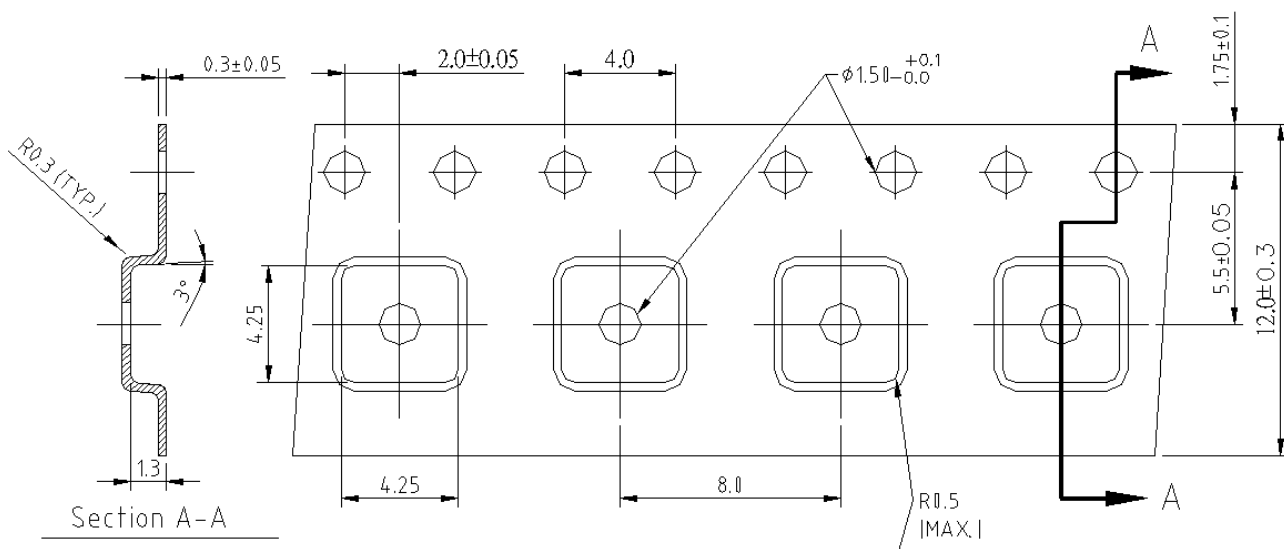
**Model: TB0748A**  
**Rev No: 1**

**G. PACKING:**

**1. REEL DIMENSION**



**2. TAPE DIMENSION**



**SAW Filter 1025.0MHz**  
**Part No: MP03911**

**Model: TB0748A**  
**Rev No: 1**

**H. RECOMMENDED REFLOW PROFILE:**

