


# GTXO-L98T

## High frequency LVDS TCXO 2.5V or 3.3V

- Fast Turnaround
- High Frequency
- LVDS output
- Low phase jitter
- Excellent frequency stability



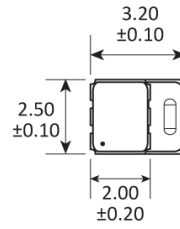
### CONFIGURABLE OPTIONS

Parameter	Option Code
Frequency	
Frequency stability	
Any	
±2.5ppm	J
±2.0ppm	H
±1.0ppm	F
Temperature range	
Any	
-20 to +70 °C	N
-30 to +85 °C	S
-40 to +85 °C	I
Supply voltage (V <sub>DD</sub> )	
Any	
+3.3V (±5%)	L
+2.5V (±5%)	J

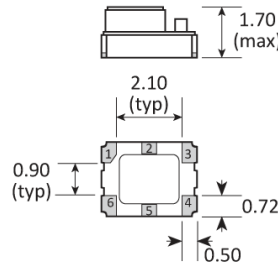
## SPECIFICATIONS

Frequency range	10.0 ~ 1.50GHz
Dimensions	3.2x2.5x1.7
Storage temperature range	-40 to +85°C
Supply voltage stability	±0.2ppm, $V_{DD} \pm 5\%$
Ageing	±1.0ppm max first year
Supply current	45.0mA max
Stand by current	20.0mA max
Driving ability	LVDS
Output Load	100Ω
Logic levels	'0' level = 0.9 min '1' level = 1.6 max
Start up time	5ms max
Rise / Fall time	1.0ns max (20% - 80%)
Enable / disable function	Tristate (control via pad 2)
Phase noise (typ @ 250.0MHz)	-107dBc/Hz @ 1kHz -111dBc/Hz @ 10kHz -114dBc/Hz @ 100kHz -125dBc/Hz @ 1MHz
Phase jitter RMS	0.6ps typ, 12kHz~20MHz
Preset frequency @ 25°C	±3.0ppm max

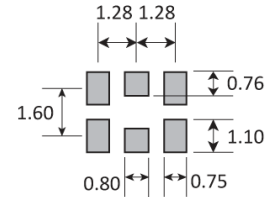
## PACKAGE DRAWING



NOTE: To ensure optimal oscillator performance, place a by-pass capacitor of 0.1μF as close to the part as possible between V<sub>DD</sub> and GND pads.



### SOLDER PAD LAYOUT



PAD	CONNECTION
1	Not connected
2	Enable / disable
3	Ground
4	Output 1
5	Output 2
6	Supply

Dimensions in mm

## ORDERING INFORMATION

To request a quotation for the GTXO-L98T please use the configurable options form to choose the options you require and then submit your configured product to our team. Our expert advisers are always happy to help with your requirements and can be contacted on +44 1460 256 100 or at [sales@golledge.com](mailto:sales@golledge.com).

Once we've received your request our expert team will then produce a quotation tailored to meet your needs using the option codes you've selected.

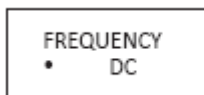
Following product selection you will be issued with a seven character Golledge part number. Your Golledge part number is the internationally accepted Golledge manufacturing part number (MPN) that should be used for all project documentation, including bills of materials (BoMs) and purchase orders.

If you have any queries regarding any of our documentation our dedicated sales team will be happy to help.

## ENABLE / DISABLE FUNCTION

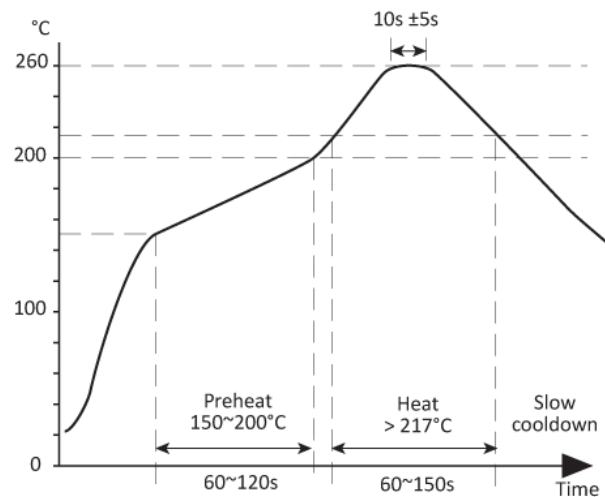
Input (pad 2)	Output 1 (pad 4)	Output 2 (pad 5)
Open	Enabled	Enabled
'1' level ( $\geq 0.7 V_{DD}$ )	Enabled	Enabled
'0' level ( $\leq 0.3 V_{DD}$ )	High Impedance	High Impedance

## MARKING



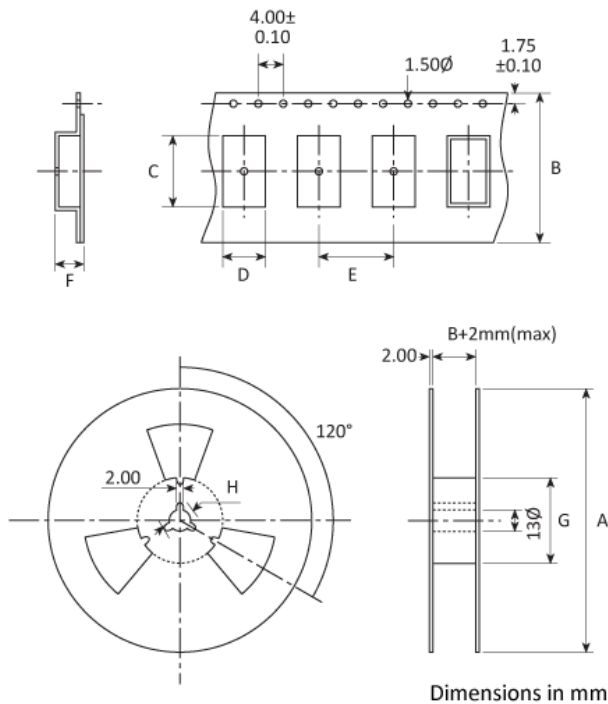
- Pin 1 Marking type: Laser  
DC = Date code

## SOLDERING PROFILE



Lead free solderability limits: 260°C ±5°C x 10s ±5s x 2.

## TAPE & REEL SPECIFICATION



A:180 / B:13.0 / C:3.6 / D:2.9 / E:4.0 / F:1.8 / G:61

## HANDLING & STORAGE



Human Body Model (HBM) 1A (250V to <500V)



Moisture Sensitivity Level (MSL): 1 (or not applicable)

## COMPLIANCE



Lead-free (< 0.1% by weight)



RoHS compliant with no exemptions. [See our](#)

[declaration](#)



REACH compliant. [See our statement](#)



Free of conflict minerals. [See our declaration](#)



Free of Halogens. [See our declaration](#)



Free of Ozone-depleting substances. [See our](#)

[declaration](#)