


GXO-U100F

5.0V DIL-14 Package Leaded Oscillator with High Drive Capability



- Standard frequencies held in stock
- Industrial temperature range option
- High drive capability - up to 50pF
- Tight tolerance options

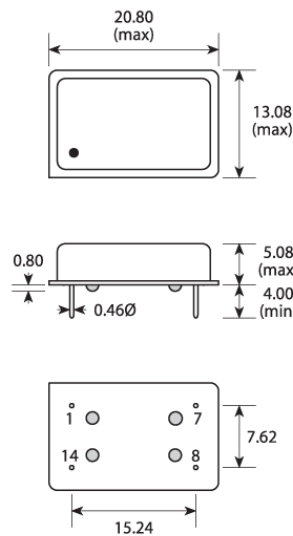
CONFIGURABLE OPTIONS

Parameter	Option Code
Frequency	
Frequency stability	
Any	
±100ppm	
±50ppm	B
±25ppm	A
Operating temperature range	
Any	
0 to +70°C	
-40 to +85°C	I

SPECIFICATIONS

Frequency range	125kHz ~ 160MHz
Dimensions	20.5 x 13.0 x 5.08mm
Package style	14 pin DIL (full size)
Storage temperature range	-55 to +125°C
Supply voltage (V_{DD})	+5.0V ($\pm 5\%$)
Supply current	15mA max (125kHz ~ 0.99MHz) 20mA max (1.0 ~ 5.0MHz) 25mA max (>5.0 ~ 24.0MHz) 30mA max (>24.0 ~ 70.0MHz) 40mA max (>70.0 ~ 90.0MHz) 50mA max (>90.0 ~ 160MHz)
Driving ability	50pF CMOS / 10 LSTTL (<50.0MHz) 30pF CMOS / 5 LSTTL (>50.0MHz)
Output voltage	'0' level = 0.4V max '1' level = 90% V_{DD} min
Start up time	10ms max
Rise / fall time	6ns max (<80.0MHz) 5ns max (>80.0MHz)
Waveform symmetry @ 50% V_{DD}	45:55 max (<50.0MHz) 40:60 max (>50.0MHz)

PACKAGE DRAWING



PIN	CONNECTION	PIN
1	Not connected	1
7	Ground	4
8	Output	5
14	Supply	8

Dimensions in mm

ORDERING INFORMATION

To request a quotation for the GXO-U100F please use the configurable options form to choose the options you require and then submit your configured product to our team. Our expert advisers are always happy to help with your requirements and can be contacted on +44 1460 256 100 or at sales@golledge.com.

Following product selection you will be issued with a seven character Golledge part number. Your Golledge part number is the internationally accepted Golledge manufacturing part number (MPN) that should be used for all project documentation, including bills of materials (BoMs) and purchase orders.

If you have any queries regarding any of our documentation our dedicated sales team will be happy to help.

HANDLING & STORAGE



Human Body Model (HBM) 1A (250V to <500V)




Moisture Sensitivity Level (MSL): 1 (or not applicable)


CONSTRUCTION


Resistance weld


COMPLIANCE


Please refer to our **DOCUMENTS** section for more information.


 Lead-free (< 0.1% by weight)

 RoHS compliant with no exemptions.

 REACH compliant.

 Free of conflict minerals.

 Free from halogens.

 Free from ozone-depleting substances.