


GXO-U119G

1.8V 3.2x2.5mm Miniature Oscillator

- Enable / disable tristate function
- Miniature ceramic package with metal lid
- Competitive pricing

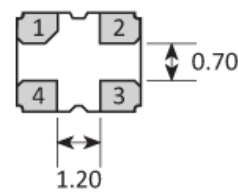
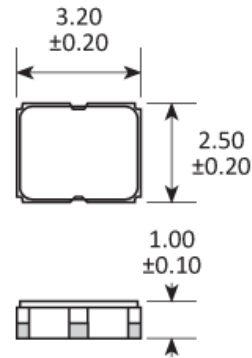
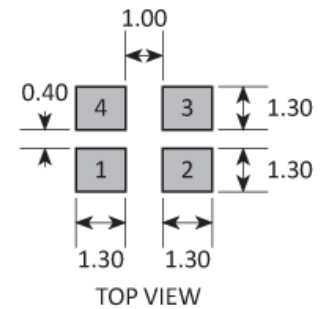


CONFIGURABLE OPTIONS

Parameter	Option Code
Frequency	
Frequency stability	
Any	
±100ppm	
±50ppm	B
±25ppm	A
Operating temperature range	
Any	
-10 to +70 °C	
-40 to +85 °C	I

SPECIFICATIONS

Frequency range	1.8 ~ 133.0MHz
Dimensions	3.2 x 2.5 x 1.1mm
Storage temperature range	-55 to +125 °C
Supply voltage (V_{DD})	+1.8V ($\pm 5\%$)
Supply current	7mA max (1.8 ~ 50.0MHz) 20mA max (>50.0 ~ 133MHz)
Logic levels	'0' level = 20% V_{DD} max '1' level = 80% V_{DD} min
Start up time	10ms max
Waveform symmetry	40:60 max @ 50% V_{DD}
Driving ability	15pF CMOS
Rise / fall time	5ns max (1.8 ~ 32.0MHz) 3.5ns max (>32.0 ~ 133MHz)
Enable / disable function	Tristate (control via pad 1)
Standby current	10 μ A max

PACKAGE DRAWING

SOLDER PAD LAYOUT


PAD	CONNECTION
1	Enable / disable
2	Ground
3	Output
4	Supply

Dimensions in mm

ORDERING INFORMATION

To request a quotation for the GXO-U119G please use the configurable options form to choose the options you require and then submit your configured product to our team. Our expert advisers are always happy to help with your requirements and can be contacted on +44 1460 256 100 or at sales@golledge.com.

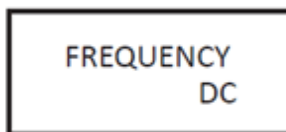
Following product selection you will be issued with a seven character Golledge part number. Your Golledge part number is the internationally accepted Golledge manufacturing part number (MPN) that should be used for all project documentation, including bills of materials (BoMs) and purchase orders.

If you have any queries regarding any of our documentation our dedicated sales team will be happy to help.

ENABLE / DISABLE FUNCTION

Input (pad 1)	Output (pad 3)
Open	Enabled
'1' level	Enabled
'0' level	High Impedance

MARKING

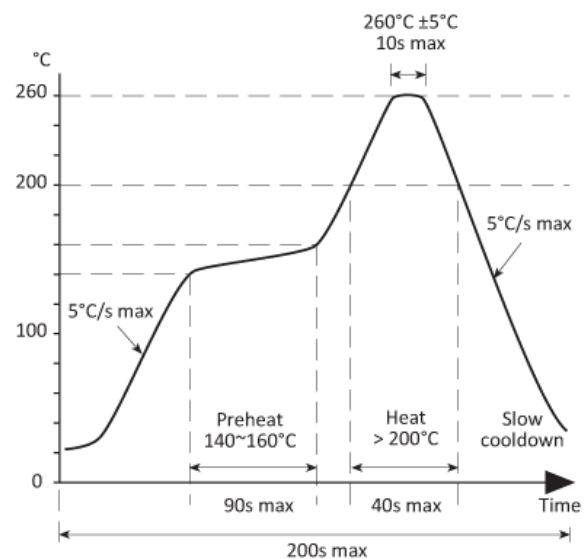


Marking type: Laser

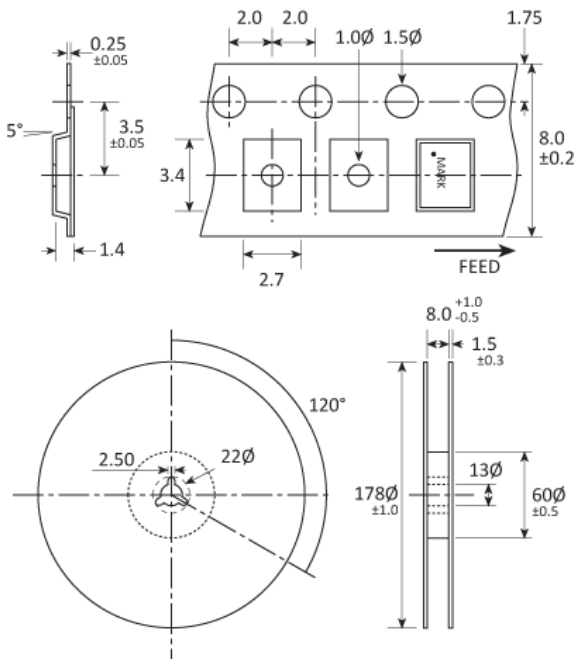
DC = Date Code in YM, eg. "GF" = Jun 2017

	A	B	C	D	E	F	G	H	J	K	L	M
Y	1	2	3	4	5	6	7	8	9	0		
M	Jan	Feb	Mar	Apr	May	Jun	Jul	Aug	Sep	Oct	Nov	Dec

SOLDERING PROFILE



TAPE & REEL SPECIFICATION



Dimensions in mm

CONSTRUCTION

Ceramic body with gold-plated pads
Metal lid, seam sealed

HANDLING & STORAGE



Human Body Model (HBM) 1A (250V to <500V)



Moisture Sensitivity Level (MSL): 1 (or not applicable)

COMPLIANCE

Please refer to our **DOCUMENTS** section for more information.



Lead-free (< 0.1% by weight)



RoHS compliant with no exemptions.



REACH compliant.



Free of conflict minerals.



Free from halogens.



Free from ozone-depleting substances.