


GXO-U121G

1.8V Ultra-miniature High Frequency SM Oscillator with Tight Stability



- Ultra miniature SM package
- Low and medium volumes readily available
- Low voltage supply options
- Enable / disable tristate function

CONFIGURABLE OPTIONS

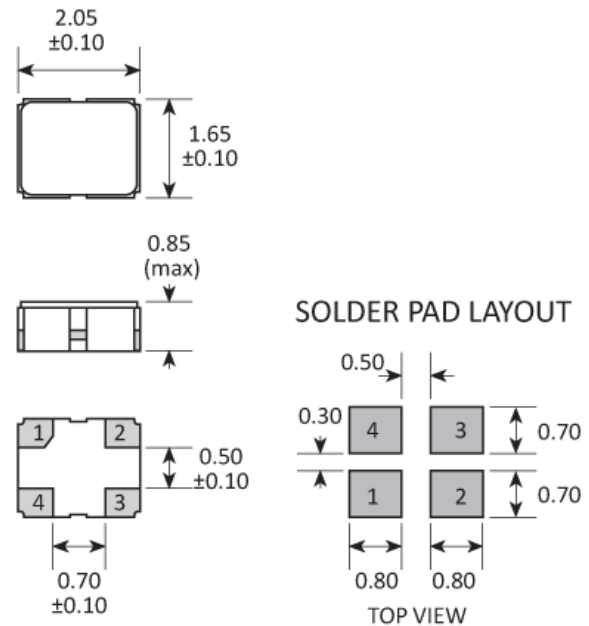
Parameter	Option Code
Frequency	
Frequency stability * see note below	
Any	
±50ppm	B
±25ppm	A
Operating temperature range	
Any	
-10 to +70°C	
-40 to +85°C	I

* Frequency stability is inclusive of calibration @ 25°C, operating temperature range, supply voltage change and load change.

SPECIFICATIONS

Frequency range	1.80 ~ 133MHz
Dimensions	2.05 x 1.65 x 0.85
Storage temperature range	-40 to +85 °C
Supply voltage (V_{DD})	+1.8V ($\pm 5\%$)
Supply current	7mA max (1.8 ~ 50.0MHz) 20mA max (>50.0 ~ 133MHz)
Logic levels	'0' level = 20% V_{DD} max '1' level = 80% V_{DD} min
Start up time	5ms max
Waveform symmetry	45:55 max @ 50% V_{DD}
Driving ability	15pF CMOS
Rise / fall time	5ns max (20~80% V_{DD})
Enable / disable function	Tristate (control via pad 1)
Standby current	10 μ A

PACKAGE DRAWING



PAD	CONNECTION
1	Enable / disable
2	Ground
3	Output
4	Supply

Dimensions in mm

ORDERING INFORMATION

To request a quotation for the GXO-U121G please use the configurable options form to choose the options you require and then submit your configured product to our team. Our expert advisers are always happy to help with your requirements and can be contacted on +44 1460 256 100 or at sales@golledge.com.

Following product selection you will be issued with a seven character Golledge part number. Your Golledge part number is the internationally accepted Golledge manufacturing part number (MPN) that should be used for all project documentation, including bills of materials (BoMs) and purchase orders.

If you have any queries regarding any of our documentation our dedicated sales team will be happy to help.

ENABLE / DISABLE FUNCTION

Input (pad 1)	Output (pad 3)
Open	Enabled
'1' level	Enabled
'0' level	High Impedance

MARKING

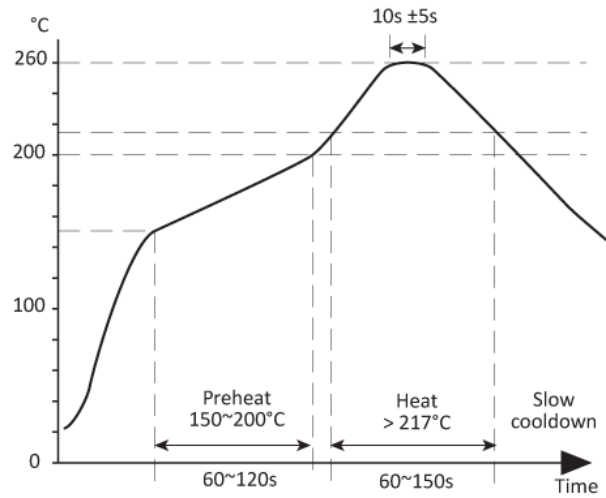
FREQUENCY
DC

Marking type: Laser

DC = Date Code in YM, eg. "GF" = Jun 2017

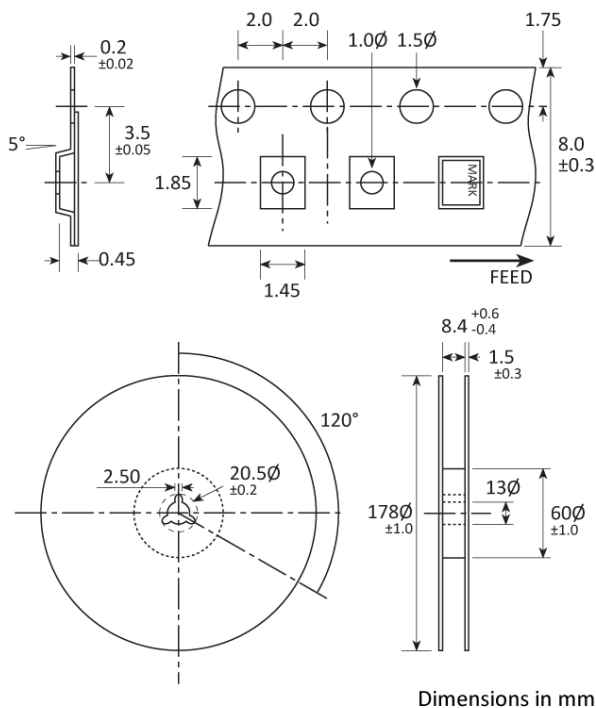
	A	B	C	D	E	F	G	H	J	K	L	M
Y	1	2	3	4	5	6	7	8	9	0		
M	Jan	Feb	Mar	Apr	May	Jun	Jul	Aug	Sep	Oct	Nov	Dec

SOLDERING PROFILE



Lead free solderability limits: 260°C ± 5°C x 10s ± 5s x 2.

TAPE & REEL SPECIFICATION



HANDLING & STORAGE



Human Body Model (HBM) 1A (250V to <500V)



Moisture Sensitivity Level (MSL): 1 (or not applicable)

CONSTRUCTION

Ceramic body with gold-plated pads
Metal lid, seam sealed

COMPLIANCE



Lead-free (< 0.1% by weight)



RoHS compliant with no exemptions. [See our declaration](#)



REACH compliant. [See our statement](#)



Free of conflict minerals. [See our declaration](#)



Free of Halogens. [See our declaration](#)



Free of Ozone-depleting substances. [See our declaration](#)