


MCSO6

5V CMOS Oscillator with Extended - 55+125°C Temperature Range



- Military temperature range -55+125°C option
- Excellent shock & vibration resistance
- Enable / disable tristate option
- Hermetically sealed
- Optional tinned pads (Ag/Cu/Sn)

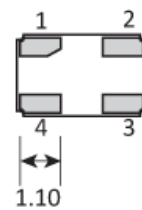
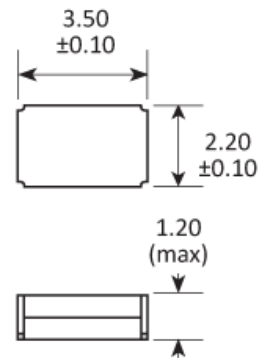
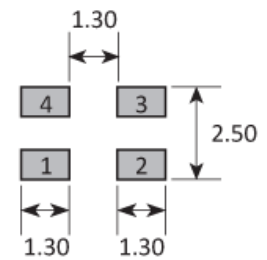
CONFIGURABLE OPTIONS

Parameter	Option Code
Frequency	
Frequency stability	
* see note below	
Any	
±100ppm	
±50ppm	T
Operating temperature range	
Any	
0 to +70°C	A
-40 to +85°C	B
-55 to +125°C	C
Enable / disable function	
Any	
None (pad 1 NC)	
Active* (control via pad 1)	E
* not available under 500kHz	
Terminations	
Any	
Gold plated pads	
Tinned pads Ag/Cu/Sn	T

* Frequency stability is inclusive of calibration @ 25°C, operating temperature range, supply voltage change, load change and first year ageing

SPECIFICATIONS

Frequency range	10.0kHz ~ 155MHz
Dimensions	3.5 x 2.2 x 1.2mm
Supply voltage (V_{DD})	+5.0V ($\pm 5\%$)
Storage temperature range	-65 to +125°C
Supply current	2mA max (@32.768kHz) 6mA max (≤ 10 MHz) 7mA max ($> 10.0 \sim 20.0$ MHz) 40mA max (> 20.0 MHz)
Driving ability	CMOS
Load	3pF min, 47pF max
Logic levels	'0' level = +0.4V max '1' level = $V_{DD} - 0.5$ V min
Start up time	5ms max
Waveform symmetry	40:60 max @ 50% V_{DD}
Rise / fall time	7ns max (15pF, 20~80% V_{p-p}) 150ns max @ 32.768kHz
Shock resistance	5,000g, 0.3ms, $\frac{1}{2}$ sine
Vibration resistance	50g rms 10.0 ~ 2,000Hz
Soldering condition	260°C, 10 sec max

PACKAGE DRAWING

SOLDER PAD LAYOUT


TOP VIEW

PAD	CONNECTION
1	Not connected or Enable/Disable
2	Ground
3	Output
4	Supply

Dimensions in mm

ORDERING INFORMATION

To request a quotation for the MCSO6 please use the configurable options form to choose the options you require and then submit your configured product to our team. Our expert advisers are always happy to help with your requirements and can be contacted on +44 1460 256 100 or at sales@golledge.com.

Following product selection you will be issued with a seven character Golledge part number. Your Golledge part number is the internationally accepted Golledge manufacturing part number (MPN) that should be used for all project documentation, including bills of materials (BoMs) and purchase orders.

If you have any queries regarding any of our documentation our dedicated sales team will be happy to help.

HANDLING & STORAGE



Human Body Model (HBM) 1A (250V to <500V)



Moisture Sensitivity Level (MSL): 1 (or not applicable)

ENABLE / DISABLE FUNCTION

Input (pad 1)	Output (pad 3)
Open	Enabled
'1' level	Enabled
'0' level	No clock

Reaction time <math>< 1\mu\text{s}</math>

CONSTRUCTION

Ceramic base and lid

COMPLIANCE



Lead-free (< 0.1% by weight)



RoHS compliant with 7(c)-1 exemption. [See our](#)

[declaration](#)



REACH compliant. [See our statement](#)



Free of conflict minerals. [See our declaration](#)



Free of Halogens. [See our declaration](#)



Free of Ozone-depleting substances. [See our](#)

[declaration](#)